

Destination ImagiNation®

2007-08

Rules of the Road

Guide to the Destination ImagiNation Program and Rules

Congratulations! Your team is about to set out for a Destination limited only by your ImagiNations! WELCOME BACK to the more than 10,000 teams who participated last year, and WELCOME! to our first-time teams! Over the next weeks and/or months, you will work together to solve many Challenges, and the *Rules of the Road* has been designed to help you along the way.



Teams and individuals using this Guide must hold a 2007-08 membership. The Destination ImagiNation membership is a license to compete in sanctioned Tournaments and/or to use the Destination ImagiNation *Team Challenges* and materials for educational purposes within your school or organization.

The contents of the 2007-08 *Team Challenges* and this Guide are copyrighted. Team members, individuals, and member organizations who use these materials are liable for all legal obligations, and agree to abide by all rules of competition, safety, and provisions stated within this Guide and the 2007-08 *Team Challenges*.



DestinationImagiNation®
Celebrating 25 years of creative problem solving.



Rules of the Road 2007-08

Table of Contents

The Destination ImagiNation Program Overview	4
The Two Components of the DI® Program	5
Team Challenge	5
Instant Challenge	5
The Destination ImagiNation Membership	6-7
How Do I Join Destination ImagiNation?	7
1-Team Pak Membership	7
5-Team Pak Membership	7
Guest Participants	8
Upgrading from a 1-Team Pak to a 5-Team Pak Membership	8
Cancellation Policy	9
Destination ImagiNation Program Rules for Competitive Teams	9
Team Formation	9
Team Members	9
Team Manager	10
Competition Levels	10
Determining your Team's Level	10
Non-Competitive Level: Rising Stars!®	11
University Level (UL)Teams	11
The Team Challenge	12
The <i>Central Challenge</i>	13
<i>Side Trips</i>	13
Rules of Interference for Team Challenges	14
Interference: The Declaration of Independence	17
Improv Elements	18
Time Limit	18
The Team Identification Sign	18
The Presentation Site	18
Team Budget and the Expense Report	19
Safety	22
Copyrights and Trademarks	24
Clarifications	25
Instant Challenge	27
What is Instant Challenge?	27
Types of Instant Challenges	27
Rules for Instant Challenge	27
Rules of Interference for Instant Challenge	28
<i>Instant Challenge Scores</i>	29

Rules of the Road 2007-08

Table of Contents

Destination ImagiNation Tournament Procedural Rules	30
Registration for Tournaments	30
Scheduling of Team Challenge and Instant Challenge	30
Moving Scenery and Props	30
Standard Tournament Procedures	31
Team Challenge Procedures	31
<i>Instant Challenge</i> Procedures	32
Conduct and Concerns at Tournaments	33
Scoring	33
Types of Scores.....	33
Raw Scores.....	34
Scaled Scores	34
Deductions	35
How to Obtain your Team Challenge Raw Scores	36
The Appeals Process	36
The Dialogue Team.....	37
Appeals after the Tournament	38
Awards	38
Rising Stars! Award: For our Rising Stars.....	38
Spirit of Discovery and Imagination Award (Spirit of DI Award):	38
The Renaissance Award.....	39
The DaVinci Award:.....	39
Place Awards.....	39
Global Finals Tournament	39
Housing and Meal Packages	40
Glossary of DI Terms	41
Expense Report	44
Declaration of Independence	45
2007-08 Clarification Form	46
INDEX	47

Rules of the Road 2007-08

Welcome to Destination ImagiNation®, the world's largest creative problem solving program!

The first part of this book, the **Destination ImagiNation Program Overview**, explains briefly about this program and its Goals, Methods, and Assessment processes. The second part, the **Program Rules**, tells you the rules you need to follow as you travel to your destination. The third part, **Tournament Procedural Rules**, tells you what you need to know about your Tournament.

The Destination ImagiNation Program Overview

Educational Goals of the Program

Destination ImagiNation is a community-based, school-friendly program that builds participants' creativity, problem solving, and teamwork in enjoyable and meaningful ways. The goals of Destination ImagiNation are for participants to:

- ★ Foster creative and critical thinking
- ★ Learn and apply Creative Problem Solving method and tools
- ★ Develop teamwork, collaboration, and leadership skills
- ★ Nurture research and inquiry skills, involving both creative exploration and attention to detail
- ★ Enhance and apply written and verbal communication and presentation skills (both impromptu and sustained)
- ★ Promote the recognition, use, and development of many and varied strengths and talents
- ★ Encourage competence in, enthusiasm for, and commitment to real-life problem solving



Methods

- ★ Young people of similar age work on teams of up to 7 members over an 8-12 week period
- ★ No Interference is allowed from anyone outside of the team
- ★ Adult Team Managers act as facilitators to a team
- ★ Team Manager training is provided by experienced trainers in all Affiliates
- ★ Problem solving skills are cultivated by using Tools
- ★ Teamwork is developed by using the eight building blocks for successful teams
- ★ Creativity is appreciated by *Team-* and *Instant Challenges* that are open ended
- ★ Individual and team strengths are promoted by *Side Trips*; based on Multiple Intelligence Theory
- ★ *Instant Challenges* engage participants in rapid-fire critical thinking
- ★ *Team Challenges* engage participants in sustained problem solving



Assessment

- ★ Tournaments are a celebration of what the team HAS accomplished and the PROCESS learned
- ★ Solutions are evaluated and Reward Points are a component of *Instant* and *Team Challenges*
- ★ Appraisers are trained to reward the PROCESS that the team has experienced



- ★ *Tournament Data Forms* provide opportunity for teams to culminate their experience
- ★ Special Awards are given for exceptional creativity, teamwork, and innovation
- ★ At the end of the Destination ImagiNation season, teams have an active reflection time

The Two Components of the DI® Program

The Destination ImagiNation program asks teams to creatively solve **two different kinds of Challenges**, each with its own purpose and educational focus. The two Challenges, or components, are called the **Team Challenge** and the **Instant Challenge**. Teams present their solutions to both Challenges at a Tournament where the solutions are evaluated by friendly people we call “Appraisers.”

Team Challenge

The Destination ImagiNation *Team Challenge* is a Challenge teams work on over a long period of time, usually several months. This year, Destination ImagiNation presents six *Team Challenges* (five competitive Challenges and one Rising Stars!® non-competitive Challenge), and each team generally chooses one Challenge to solve. The *Team Challenge* is made up of two parts, the **Central Challenge** and **Side Trips** (except for a yearly Improvisational Challenge, which does not include *Side Trips*).

Central Challenge

- ★ Purpose: Encourages development of creative problem solving techniques, teamwork, and creative process over a sustained period of time (usually several months).
- ★ Educational Focus of *Central Challenge*: The project undertaken by the team is academically based and focuses on one or more of the following areas: Technical/Mechanical Design, Structural/Architectural Design, Science, Theatrical/Literary/Fine Arts Elements, Improvisational Techniques.
- ★ Each of the five competitive *Central Challenges* involves a research component.
- ★ One or more of the five competitive *Central Challenges* involves an improvisational component.
- ★ One or more of the *Central Challenges* involves an international and/or intercultural theme.

Side Trips

- ★ Purpose: Encourages participants to discover and showcase their collective interests, strengths, and abilities as a team and as individuals, and allows them to develop that showcase over a long period of time.
- ★ Educational Focus of *Side Trips*: Based on the educational theory of multiple intelligences, which in part emphasizes allowing participants to find their own best ways to present what they have learned.
- ★ Allows teams total freedom to develop elements of their own choosing.
- ★ Allows teams to highlight areas of strength that are not brought forth in the *Central Challenge* requirements.
- ★ Allows and encourages teams to recognize and make the most of each individual’s abilities/interests.
(See the Section on “Team Challenge.”)

Instant Challenge

The Destination ImagiNation *Instant Challenge* is a Challenge which teams are asked to solve in a very short period of time at their Tournament, without knowing ahead of time what the Challenge will be.

- ★ Purpose: To put team's creative problem solving abilities, creativity, and teamwork to the test in a short, time-driven Challenge.
- ★ Educational Focus of *Instant Challenge*: The team's use of creative problem solving strategies, assessment and use of available materials, and teamwork under tight time constraints.
- ★ Encourages teams to develop creative problem solving and time management strategies, performance and improvisational techniques.
- ★ Develops the ability to quickly assess the properties of provided materials, and learn how to creatively manipulate materials for a unique solution.
(See the Section on "Instant Challenge.")

The DI Equation: See how it all adds up!

TEAM CHALLENGE:

Central Challenge:

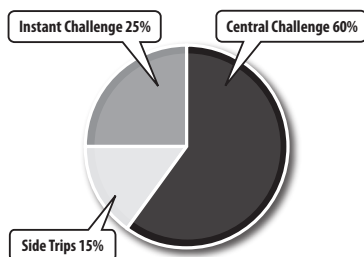
Academically-based; process-driven project emphasizing teamwork, creative problem solving, creativity, improvisation; sustained development time

Side Trips:

Based on multiple intelligence theory; allows teams total creative freedom to showcase additional strengths; sustained development time

+ INSTANT CHALLENGE:

Development of an impromptu solution under tight time constraints; showcases teamwork, creative problem solving techniques, performance, and creative use of materials; time management



= Destination ImagiNation
A Complete Educational Package!

The Destination ImagiNation

Membership

Destination ImagiNation membership allows your team to compete in sanctioned Tournaments and/or to use the Destination ImagiNation *Team Challenges* as well as the support and curriculum materials for educational demonstrations within your school or organization. There are two kinds of memberships: **1-Team Pak** and **5-Team Pak**. In order to participate in a sanctioned Tournament, your TEAM must hold a valid 2007-08 membership number.

1. Each TEAM must be registered with Destination ImagiNation, Inc., and each TEAM will be assigned a unique Team Number. Each team may also choose a Team Name that is different from their membership name.
2. Your team will be required to know your complete 2007-08 membership name and number, your Team Name, and your Competition Level and put that information on all forms, paperwork and Identification Signs required by Appraisers and other Tournament Officials.

How Do I Join Destination ImagiNation?

It's easy to purchase a membership in Destination ImagiNation! Simply go to **www.idodi.org** and click on **Registration**. You will then be given complete instructions for purchase and registration.

NOTE: If you do not have access to the Internet and wish to register, please contact Destination ImagiNation, Inc. headquarters at 856-881-1603 and they will fax or mail you an application form.

1-Team Pak Membership

1. The 1-Team Pak membership allows a school, school program, college, university, community group, home school program, parent group, club, or business to put together a team of no more than seven participants and to register ONE TEAM. However, 1-Team Pak registrations need not be affiliated with a school or group.
2. This type of membership entitles a given team to participate in a *Team Challenge* at any Level defined within the Destination ImagiNation program structure. There are no restrictions on how a team is selected or assembled. Team members may come from within a community or beyond.

5-Team Pak Membership

1. The 5-Team Pak membership allows an individual school, multiple schools with a total combined enrollment of fewer than 500 students, multi-school programs with a single itinerant teacher, or a recognized local chapter of a community organization that serves children such as Boy Scout Troops and Girl Scout Troops, 4-H clubs, or PTA/PTOs to register up to FIVE TEAMS in any *Team Challenge* at any Level.
2. 5-Team Pak registrations MUST be affiliated with a school or group.
3. The 5-Team Pak membership may not be purchased on behalf of school districts, states, provinces, program Affiliates (i.e.: the New Jersey DI Affiliate), Girl/Boy Scouts of America nor any larger parent organization.
4. If your team is part of a 5-Team Pak, make sure that your team is the ONLY team competing under your assigned team number. Remember, each TEAM has a distinct membership number.
5. This membership entitles each of the five teams to participate in a *Team Challenge* at any Level defined within the Destination ImagiNation program structure. Each team must be registered, and each TEAM will receive a unique membership number.

Guest Participants

Schools or groups purchasing memberships may invite others from outside their school or group to participate on their teams. If the invited team member comes from a school or group that has NOT purchased a membership, the invited team member may participate as a Guest Participant (see guidelines below). If the invited team member comes from a school or group that HAS purchased a membership, whether a 1-Team Pak or 5-Team Pak, no Guest Pass is required. The Guest Pass is only required when the individual's school or group does not already hold a membership.

1. All other rules of Team Formation must be followed.
2. DI permits your school or group two Guest Passes per 5-Team Pak membership if your school or group will allow Guest Participants. Before inviting a participant to join your team as a Guest, check with your Destination ImagiNation Coordinator to make sure your 5-Team Pak membership's two Guest Passes have not been used, and that your school or group allows Guest Participants. Also be sure to find out if your Guest's school or group has purchased a Team Pak. A Guest Pass is not necessary if the Guest's school or group already has a membership.
3. Once a Guest Participant begins working on your team, that person is a permanent member of the team even if the Guest quits, moves, or is unable to participate. This team member's Guest Pass may not be used by another Guest.
4. Teams with Guest Participants must compete under the name and membership number of the host school or group that purchased the 5-Team Pak. **Entire teams made up of students from other schools or groups may not participate under your membership.**
5. Some locations have laws regarding children who attend private schools and participate in public school activities. Where Destination ImagiNation rules are in conflict, you must follow the laws of your state, province, school district, or organization.
6. Community Organization and University Level memberships may invite participants freely as long as all other rules of membership and Team Formation are met.

Upgrading from a 1-Team Pak to a 5-Team Pak Membership

You may upgrade from a 1-Team Pak membership to a 5-Team Pak membership. To do this:

1. Submit another 2007-08 membership application. This application is available for download on the Destination ImagiNation, Inc. website.
2. Check "Upgrade" on the form.
3. Mail or fax the Upgrade application and payment to Destination ImagiNation, Inc., PO Box 547, Glassboro NJ 08028-0547.
4. All Rules governing 5-Team Pak memberships must be followed. See "5-Team Pak membership" for more information.
5. **Please Note:** A second upgrade option exists: Schools or organizations with an existing 5-Team Pak may upgrade the 5-Team Pak to include additional Rising Stars! teams if all five of the 5-Team Pak teams have been allocated. See "Rising Stars!" for more information.

Your Team's membership number

Your membership number has two sets of numbers and looks like this: **XXX-YYYYY**. Each set of numbers identifies a unique piece of information.

1. **The first three digits** of your membership number (XXX) **identify your Affiliate** (State/Province/Nation). For example, all teams from New York State would have memberships that begin with 134.
The next five numbers (YYYYY) **identify your team**. Each team will have a different number, whether they are in a 1-Team Pak membership or a 5-Team Pak membership.

The membership number is what you will use to register your teams for all Destination ImagiNation Tournaments. In order to compete in a sanctioned Destination ImagiNation Tournament you must register your team with your Affiliate by the deadline set by your Destination ImagiNation Affiliate (state, province, or country). Please contact your Affiliate Director for specific information and requirements for registration in your Affiliate. A list of all Affiliate contact information can be found at the Destination ImagiNation website at www.idodi.org.

Cancellation Policy

Destination ImagiNation and Rising Stars! memberships are not eligible for refunds or cancellations. 1-Pak memberships can be upgraded to 5-paks using the upgrade procedure.

Destination ImagiNation Program Rules for Competitive Teams

Please note: Underlined passages reflect a change from last year's Rules of the Road.

Team Formation

Your team must be made up of participants currently enrolled in a school, school program, college, university, community group, Boy Scout, Girl Scout, 4-H Club, PTA/PTO, home school program, parent group, or business. Your team's Competition Level is determined by the grade or age of your oldest team member. (See "Competition Levels" below.)

Please Note: Teams must carefully follow the rules of Team Formation and Competition Level. Teams that have not followed these rules may present their solutions but will not be scored and will not be considered for the next Tournament level. Any team that does not have a current membership license will not be allowed to compete.

Team Members

Your team may recruit up to seven team members but no more. Only the original team members (up to seven) are allowed to work on the *Team Challenge* solution.

1. Teams may compete with fewer than seven team members, but in order to be considered a team, there must be at least two members.
2. Once your team has begun working on the *Team Challenge* solution, you may add team members up to a maximum of seven until you submit your registration roster to your first Tournament. After your team has registered for the first Tournament but before competing, you may add team members with the permission of the Tournament Director, but only if you had not previously reached seven team members.
3. Your team may not replace team members after the total number of members has reached seven, even if a team member quits, moves away or is unable to attend the Tournament for any reason. If a team member moves away, that person is still considered part of your team and may still compete with the team if he/she is able.
4. Your team may not add team members between Tournaments for any reason, even if your team does not have seven team members. Adding team members between Tournaments will result in disqualification as a competitive team. Your team may still perform but will not be scored.
5. If a majority of the team members leaves your team, you may form a new team by adding new team members, but you may not use any part of your original solution and you must select a different *Team Challenge*.

Team Manager

Your team must have at least one **Team Manager of Record** who is 18 years old or older.

1. Your Team Manager may have one or more assistants, and Assistant Team Managers may be younger than 18.
2. All Team Managers and Assistant Team Managers must understand the rules of Interference and may not offer ideas or help in the development of the *Team Challenge* solution.
3. Assistant Team Managers under the age of 18 may NOT accompany the team into the *Instant Challenge* competition site or into the StuDlo site (for *Chorific!*).
4. A Team Manager cannot be a member of the team he/she is managing, as only team members can have input into the solution; a Team Manager by definition cannot (See "Rules of Interference," "Declaration of Independence," "Instant Challenge" sections).

Competition Levels

There are two ways for teams to present their solutions at Tournament: **Competitive** and **Non-Competitive**.

There are four competitive Levels in the Destination ImagiNation program: Elementary (EL), Middle (ML), Secondary (SL), and University (UL). Your team will compete against other teams in your Competition Level who have selected the same *Team Challenge*.

1. Your team may have team members of all ages, but **the Level at which you must compete will be determined by the participant in the highest grade-level or by the participant who is oldest**. Your team may not compete in a Level above the age or grade of the oldest participant on your team. (See chart below.) Each team may independently determine whether its Competition Level is decided by age or grade. It is important for your team to determine in which Level you will be competing **before** you begin working on your *Team Challenge*. When you register for your first sanctioned Tournament, you will declare your Competition Level on the registration form, and this Level may not be changed between Tournaments.
2. **Please Note:** Destination ImagiNation, Inc. does not promote or recommend creating teams comprised of participants of multiple Levels; for example, forming a team that includes both Secondary and Elementary age-level members. **It is the intent of this rule that all members of a team will compete against their age or grade peers.**

Determining your Team's Level

LEVEL	GRADES (US)	OR	AGE
Elementary Level (EL)	Kindergarten-5th grade		No student reaching age 12 by June 15, 2008
Middle Level (ML)	6th-8th Grade		No student reaching age 15 by June 15, 2008
Secondary Level (SL)	9th-12th Grade		No student reaching age 19 by June 15, 2008
Rising Stars!	The Rising Stars! <i>Team Challenge</i> is designed for Preschool-2nd grade. See below.		
University Level (UL)	Full-time post-secondary students enrolled in college, university, trade, or technical school or military. High school seniors bound for higher education. See below.		

Non-Competitive Level: Rising Stars!®

The Rising Stars! *Team Challenge* is for young children in preschool through 2nd grade. It is non-competitive and is based on the Rising Stars! Program Kits.

1. The Rising Stars! *Team Challenge* is available in one of two ways:
 - a. Included with **Rising Stars! Program Kits I, II, and III**: The complete program as a boxed kit is available for purchase through www.shopdi.org.
 - b. Included in the 2007-08 Destination ImagiNation program materials.
2. Rising Stars! teams may wish to present their solutions at a Destination ImagiNation Regional or Affiliate Tournament. At the Tournament, teams will present their solutions to friendly audiences for fun and positive feedback.
3. **In order to participate in a Destination ImagiNation Tournament or Event, Rising Stars! teams are required to have an active/paid membership number.** A membership number can be obtained in one of the following ways:
 - a. **Through purchase of a Rising Stars! Kit:** Adult Leaders purchasing any Rising Stars! Kit will receive the Kit plus a membership number for one Rising Stars! team.
 - b. **Through a DI 5-Team Pak membership:** Schools or organizations purchasing a Destination ImagiNation 5-Team Pak membership may allocate one or more of the five teams in the 5-Team Pak to Rising Stars! A 5-Team Pak membership may have a total of **up to five teams in any combination** of DI and Rising Stars! teams.
 - c. **Through purchase of a Rising Stars! membership:** Schools or organizations can purchase Rising Stars! individual memberships for the cost of \$30US per team. An added bonus: A Rising Stars! membership includes a \$30US coupon toward the purchase of a Rising Stars! Program Kit.
4. Rules and regulations pertaining to the competitive *Team Challenges* do NOT apply to Rising Stars! teams. However, there are Safety Guidelines in the Rising Stars! Challenge that the team must follow if they are participating in a Destination ImagiNation Tournament. Also, depending on the Tournament Site, there may be "site-specific" Safety Restrictions for Rising Stars! teams. Contact your Tournament Director for this information.

 **Update**

University Level (UL) Teams

In the University Level of participation, college/university-aged students from around the world have two options for participation at the Destination ImagiNation Global Finals Tournament, to be held at the University of Tennessee in Knoxville, Tennessee, May 21-24, 2008.

Option 1: DI Team Challenge

Prior to Global Finals, a UL team may select one of the five DI *Team Challenges* and prepare a solution. The team will present the solution and participate in *Instant Challenge* at Global Finals. In some Affiliates, UL teams may also have an opportunity to present their *Team Challenge* solutions at Regional or Affiliate Finals Tournaments. University Level teams presenting *Team Challenge* solutions may also register for the DI eXtreme competition.

Option 2: DI eXtreme®

DI eXtreme is a creative problem solving program especially designed for Secondary and University Level students. Some Regions and Affiliates will host DI eXtreme Tournaments, and a DI eXtreme Tournament is held at Global Finals. See the Destination ImagiNation, Inc. website for further information. Teams presenting DI eXtreme solutions may register for the *Team Challenge* competition.

Please note: Rules and regulations pertaining to the competitive *Team Challenges* do NOT apply to DI eXtreme teams as the DI eXtreme program has its own set of rules. However, in the case of a DI eXtreme Tournament being held at an Affiliate DI Tournament, there may be "site-specific" Safety Restrictions for DI eXtreme teams attending at that site.

Eligibility

Who is Eligible to take part at the University Level? All members of University Level teams (*Team Challenge* or DI eXtreme) must be currently enrolled full-time students from a college, university, trade, technical school or military, or high school seniors who are bound for higher education (college, university, trade school, military). Teams may be comprised of students from different colleges, universities, trade, and/or technical schools. When registering for a membership, UL teams must select a Team Name and identify one Affiliate to which they will "belong" for registration purposes. All members of DI eXtreme teams MUST be age 18 or older.

Registration Deadlines

All University Level membership applications for teams wishing to participate in the Global Finals Tournament (either in *Team Challenge* or DI eXtreme) must be received by Destination ImagiNation, Inc. **no later than April 1, 2008**. For further information regarding Affiliate participation, contact the UL Coordinator by email (Address below). Note: Spaces for DI eXtreme are limited and will be filled on a first-come, first-served basis.

More than one Team Challenge?

YES! University Level teams MAY choose to solve and present more than one *Team Challenge* at Global Finals, including the improvisational Challenge, *Chorific!* This rule applies to University Level teams participating in the *Team Challenge* competition ONLY.

University Level Resources

1. **University Level Website:** <http://college.vombo.org/index.html>
2. **University Level Message Board:** Instructions on how to join can be found at the UL website (see above) or at: <http://groups.yahoo.com/group/collegedi/> This list group helps provide appropriate input about issues and ideas the Affiliates and Destination Imagination, Inc. wish to see addressed. This group also helps recruit volunteers for UL specific activities and events at Global Finals each year.
3. **University Level Coordinator:** Contact the UL Coordinator at: University@dihq.org.

The Team Challenge

The Destination ImagiNation *Team Challenge* is a fun competitive Challenge with an academic focus which your team will work on for eight to twelve weeks. For 2007-08, the *Team Challenges* are:

Challenge A: *Obstacles, Of Course!*

Focus: *Technical Design and Construction, Innovation and Design Process, Mathematics, Experimentation, Theater Arts, Teamwork*

Challenge B: *Hit or Myth*

Focus: *Science, Theater Arts, Research, Teamwork, International Studies*

Challenge C: *DI've Got a Secret!*

Focus: *Playwriting, Theater Arts (Design, Construction, Costumes and Set Pieces), Optical Physics, Teamwork*

Challenge D: *Chorific!*

Focus: *Improvisational Acting, Story Development, Theater Arts, Teamwork, Sound Design*

Challenge E: **SWITCH!**

Focus: *Architectural Design, Structural Engineering, Construction, Research, Innovation and Design Process, Mathematics, Theater Arts, Teamwork*

Each **competitive** *Team Challenge* is worth a total of 300 points and, except for *Chorific!*, is made up of two parts: The *Central Challenge* and *Side Trips*. *Chorific!* is an improvisational Challenge that is prepared and scored differently from the other four competitive *Team Challenges*. In this Challenge, teams do not prepare *Side Trips*, so the *Central Challenge* is worth the entire 300 points.

Please note: The Rising Stars! Team Challenge, *TwisDid History* is non-competitive; the program rules for Destination ImagiNation do not apply to Rising Stars! teams. Please read the Rising Stars! Challenge for Safety Guidelines and other helpful information.

The Central Challenge

240 Points (300 points for *Chorific!*)

1. The *Central Challenge* is the set of specific requirements your team must complete in order to solve the *Team Challenge*. These requirements could include a combination of technical, structural, scientific, theatrical, fine arts, and improvisational elements. Some research is needed to fulfill the requirements in each Challenge.
2. *Central Challenges* may include one or more Improvisational Elements. Improvisation (or "Improv") means to make up a solution on the spot with little or no advance planning. For 2007-08, two Challenges feature Improvisational Elements. Challenge E, *SWITCH!* requires the team to test the two different Orientations of their Structure based on the flip of a coin, and Challenge D, *Chorific!*, includes a number of Improvisational Elements.
3. Special rule for Challenge D: *Chorific!*: If a team or any individual team member chooses to take on this *Team Challenge*, they may not register for any other *Team Challenge*. No member of an Improv Challenge team may participate on any other team in any Challenge, including another Improv Challenge. There is one exception to this rule: University Level teams competing at Global Finals MAY register for this Challenge and another *Team Challenge*. See "University Level Teams."

Side Trips

60 Points

Destination ImagiNation *Side Trips* give your team a chance to really show off your 'Specialties!' 'Specialties' are the skills, talents, interests, and areas of strength of your team. **Your team may create anything they wish for *Side Trips*.**

1. Your team must create **TWO *Side Trips***, each worth 30 points, and present them as part of your team's timed Presentation. *Side Trips* should have a meaningful connection to the team's *Central Challenge* solution. Please note that **NO *Side Trips*** are required for the improvisational Challenge, *Chorific!*.
2. Each *Side Trip* must be capable of being evaluated as a stand-alone item, and Appraisers must be able to quickly and easily identify your team's *Side Trips*.
3. A *Side Trip* may not be a specific item that is required in the *Central Challenge* that is already being evaluated. A *Side Trip* **MAY** be a single unique **PART** of a required item, as long as an Appraiser can identify it by itself. Here are three examples.



GREAT IDEA!

If you would like to find out what your team's Specialties are, you can have them fill out a "*Side Trip Specialties Inventory*." This form can be found in the Team Manager's Resource Section on the www.idodi.org website (see bottom of page). This Inventory will tell you what your team's Specialties are. You will also find a helpful chart listing the areas of Specialty and some possible ideas for *Side Trips* for each Specialty.

- a. A 'vehicle' is a required scoring item in the *Central Challenge*. The team may not list the entire vehicle as a *Side Trip*. However, the side of the vehicle might feature artwork painted by the team. The team may ask that the artwork on the vehicle be evaluated separately as a *Side Trip*. The artwork is part of the vehicle and is evaluated as part of the vehicle, and it can also be easily identified and evaluated as a stand-alone item for a *Side Trip*.
 - b. The same vehicle is being scored for overall technical design. A team may ask that a specific design element, such as the vehicle's braking or steering system, be evaluated separately as a *Side Trip*. In this case, the braking or steering system would be appraised as a *Side Trip* and for its contribution to the overall design of the vehicle, just as in a Challenge that is scored for Overall Effect, everything in the Presentation is evaluated as a whole, despite individual items being evaluated.
 - c. A Challenge may require a piece of scenery. The team creates a backdrop of a kitchen to fulfill its scenery requirement. For one of its *Side Trips*, the team creates a working mechanical clock on the wall of the kitchen scenery. The clock is part of the scenery and is evaluated as part of the scenery, and it can also be easily identified and evaluated as a stand-alone item for a *Side Trip*.
4. A *Side Trip* may be presented at the same time as another *Side Trip* ONLY IF both can be easily identified and scored separately. For example, a team might choose to present two *Side Trips* in the form of an original **dance** set to a piece of original **music**. Both *Side Trips* (the dance and the music) can be easily identified and evaluated as separate items.

Rules of Interference for Team Challenges

Your *Team Challenge* solution is owned and operated by your team! **Only team members** may contribute ideas and create the *Team Challenge* and *Side Trip* solutions. Help from non-team members, including your Team Managers, is called **Interference**.

The Interference Triangle:

The Interference Triangle is a useful tool to help you remember what Interference is and what Team Managers and other people are allowed to help the team with.

The Base of the Triangle consists of two corners: Skills and Challenge & Rules. These two corner support blocks are what teams have in common when they participate in the Destination ImagiNation program and process.

Skills are both those skills that the participants already know and bring to the team, and those skills they learn while being a part of the team. Learning skills is an important and valuable part of the process of DI. For each participant, being in the program will someday end, but the skills learned will continue throughout life. These skills include: performance skills, technical skills, thinking skills, team building, research, organizational, time management, budgeting and life skills, to name a few. It is not Interference for the team to be taught skills. In fact, it is the job of the Team Manager to facilitate the team members' acquisition of skills. It is the job of the team to apply their learned skills to a particular purpose or use in creating their Challenge solution.

The Challenge & Rules are the printed Challenge, the *Rules of the Road* and Clarifications. These are the documents that teams, Team Managers and Tournament Officials have in common. The Challenge requirements and limitations, and the rules in *Rules of the Road* are the facts by which all must abide. Understanding them and internalizing them is the job of the team, the Team Manager and the Officials. What does the Challenge say? What does it say in *Rules of the Road*? What are the Published Clarifications? Let's write for a Team Clarification! This is all learning that can be shared, should be shared, and is shared among teams, Team Managers and Officials.

Update 



Sometimes skills determine which Challenge to choose; sometimes the Challenge is chosen, and skills have to be learned in order to solve it. Regardless of which comes first, there is a back-and-forth of learning skills and understanding the Challenge that occurs before and while the team makes choices that apply to their solution.

The team's Solution is theirs alone. It is something that the team builds from their acquisition of skills and from their understanding of the Challenge and rules. It **IS** Interference to be in the team's Solution corner of the Triangle. Recognize and respect that the "top" is where team members reign!

1. A total of seven team members may contribute ideas, work on the solution, and participate in your team's Presentation at the Tournament. Every idea for every part of your unique solution must come from your team members and team members ONLY. If an idea is offered by someone not on the team, your team may not use that idea, even if you might have thought of it yourselves later on.
2. If someone not on your team, including your Team Manager, builds or creates an item using your team's idea, you may not use that item. Your team must start over and build it yourselves in your own way. If someone not on your team, such as your Team Manager or a parent, tells your team how to do something, whether you are building something new or just practicing your Presentation, your team must politely tell that person to let you do it yourselves.
3. If your team does not know the skills that are needed to build your idea, you must learn the skills or find another way to do the project. For example, a drama teacher may teach you acting skills, but cannot direct your team as you practice the actual skit. A professional welder or shop teacher may teach you how to weld, but that person may not show you how to weld any part of your team's actual solution. If you are not able to weld it yourselves, you must find another way to solve that part of the Challenge.
4. **Acquiring Materials:** Use the following guidelines when gathering materials:
 - a. A team may create a list of **specific** items and ask a Team Manager or other non-team member to obtain those items for their use.
 - b. In situations in which a team is purchasing a specific amount of a raw material from a commercial business for use in their solution (such as a piece of fabric or a sheet of plywood), the team may ask the store to cut the material to a specific size. **This is not Interference as long as the cutting required is standard practice for that type of item and the store cuts the item in a standard way that would be the same for any customer.** Teams must calculate on their own the size or dimensions of the item needed and request that the material be cut to that size. The intent of this rule is to allow the teams to purchase the appropriate amount of raw material needed for their solution without unnecessary waste. This only applies to materials that are commonly cut to size when purchased. A team may not ask the store to cut the item using a team-created template or sketch or anything else that would require unusual or custom shaping or cutting.
 - c. Raw materials found in other places (such as a team member's home) are not included in this rule, as the team is not purchasing the materials in the same way as they would in a commercial business. For example, if a team member happens to have a large piece of wood at home, and they only need half of it, it is the team's responsibility to cut the wood to the size required.

5. Your Team Manager's job is to smooth the progress of the team by promoting discussion and helping your team gather information and resources. Team Managers may record and write down the team's ideas in idea-generating sessions and may type or write out the team's script ideas **as long as the words and/or ideas recorded are the team's and are not added to or embellished by the Team Manager**. Your Team Manager may facilitate the educational process by helping your team understand what is available and how to get it. Team Managers may not take the lead and make decisions for your team. For example, your Team Manager MAY help your team figure out what you need to learn in order to solve parts of your Challenge, and he/she can even help gather the resources you would like to use. However, your Team Manager may NOT direct or lead your team towards a certain kind of information or solution. Your team must always be involved in the process of getting information and resources.
6. Only members of your team may assemble, prepare, or repair props, direct your performance, decide how to stage your Presentation, and decide on all other aspects of your Challenge solution. If anyone else helps, it is Interference. Remind your parents and team supporters that you need to work on your props, costumes, directing, and staging yourselves!
7. Safety is always paramount for Destination ImagiNation teams. It is not Interference for a Team Manager or parent to point out something to the team that the Team Manager or parent consider unsafe, nor is it Interference to prevent the team from engaging in any unsafe behavior. The team must then figure out what they need to do to be sure their solution is safe.
8. The reuse of items from prior years' *Team Challenge* solutions or made by team members for other purposes is permitted but these items may not be claimed as original creations made by your team especially for this *Team Challenge* solution. See "Determining the Value of your Solution" for more information.
9. Team Managers, parents, teachers, and others may help move or store team items. However, Team Managers, parents, teachers, and others are **not** responsible for the care of team props, scenery or costumes either before or on the day of the Tournament. Any team item that is accidentally damaged or lost by a team member or non-team member must be repaired or replaced by your team.
10. Anyone MAY help unload, uncrate and move scenery and props to and from the Tournament site(s) and to the Launch Area, depending on the site. Non-team members are also allowed to move any scenery or props that have been left in a high traffic area or are a safety hazard.
11. At the Tournament, Appraisers and other Tournament Officials will deduct points for Interference. This rule is enforced to keep a level playing field for all participants—in other words, to make sure every team receives every point they have earned – no more, no less. Deductions will be given whether the Interference was intentional or not. Deductions are not given for unintentional Interference caused by an Official.
12. At the Tournament your team MAY NOT involve the audience or the Appraisal team in your performance in any *Team Challenge*, including the improvisational Challenge (*Chorific!*). If you use members of the audience or the Appraisal team in your Presentation, it is like having extra team members because they will add something to your Challenge solution. In addition, audience members may not communicate with your team in any way. This includes Team Managers and all non-performing team members.

13. At the Tournament playbills, programs, and flyers advertising or telling about the team's Presentation may be handed out to Appraisers ONLY during the team's eight-minute Presentation. These materials MAY be handed out to the general public at any time prior to or during the Presentation.
14. Due to potential allergy and health concerns, Appraisers must not be asked to sample food items brought by your team. In addition, your team must not ask Appraisers to wear items such as headphones, glasses, etc. for your team's Presentation.
15. During your Presentation, no one in the audience may signal or communicate with your team. For example, your Team Manager and/or non-performing team members may not signal how much time has elapsed or use hand signals to indicate that you should speak louder.
16. Regarding the use of audio and video technology in a live Presentation, it is the intent of all *Team Challenges* that solutions be presented 'live' at the Tournament.
 - a. Video and audio recordings may be used for portions of the Presentation (such as pre-recorded piano playing by a team member) but these recordings are not meant to replace a live performance. If the Appraisal Team thinks that too much of your Presentation has been pre-recorded, your team's scores may reflect this.
 - b. Any costumes or props used in the audiotape or video must be included on the *Expense Report*.
17. For *Chorific!* teams: *Chorific!* requires one Team Manager to accompany your team into the StuDlo, where you will spend thirty minutes developing a solution. While your team is in the StuDlo, your Team Manager may not use audible timing devices, cell phones, video cameras, or any other electronic devices. Your Team Manager's primary role during that time is as a safety observer, and any non-safety related communication between the Team Manager and your team is prohibited.

Interference: The Declaration of Independence

All teams must fill out and sign the *Declaration of Independence* form and bring two copies of it to each Tournament. **This form is found at the end of the *Rules of the Road***, and is also available for download on the Destination ImagiNation, Inc. website. An electronic version of this form is also available for team use.

1. The *Declaration of Independence* is your team's sworn statement regarding Interference and your *Team Challenge* and *Instant Challenge* solutions. On this form your team declares **EITHER**:
 - a. That only the team members who are listed have contributed the ideas and created the solution,
 - OR**
 - b. The team did receive some help or assistance from a non-team member. In this case, your team will be expected to explain what type of assistance they received. In order to keep the playing field level for all teams, a deduction may be taken that will remove the points your team may have received that they have not earned.
2. All team members who created the solution need to be listed on the form. However, in the case of a team member who is absent or who has withdrawn from the team, it is not necessary that he/she sign the form as long as his/her name is listed on the form.

Declaration of Independence

YOUR TEAM MUST BRING TWO COPIES OF THIS FORM TO EACH TOURNAMENT.

Team Challenge _____ Competition and District Code: _____, _____, _____, _____

Membership # _____

Appraising District Organization of year 1 Team (Not membership)

Please do not sign this form if you are not a team member or if you are not a member of the organization. Your signature will be considered as an agreement to the terms of the form. If you are not a member of the organization, your signature will be considered as an agreement to the terms of the form.

I, Name _____ Grade/Year _____

Signature _____

1. Name _____ Grade/Year _____

Signature _____

2. Name _____ Grade/Year _____

Signature _____

3. Name _____ Grade/Year _____

Signature _____

4. Name _____ Grade/Year _____

Signature _____

5. Name _____ Grade/Year _____

Signature _____

Please do not sign this form if you are not a team member. If you are not a team member, please do not sign this form. A deduction may be taken if you are not a team member. If you are not a team member, please do not sign this form.

TRUE: FALSE: We received the idea from _____

TRUE: FALSE: The members, ideas, and solution for our Team Challenge/Instant Challenge are those of ONLY the team members listed above.

TRUE: FALSE: All team members who contributed to our Team Challenge/Instant Challenge are listed above.

TRUE: FALSE: Please do not sign this form if you are not a team member. We do not have anything about the Instant Challenge we will be given at the Tournament.

To the best of our knowledge, the above statements are true. We affirm that all elements of this team's solution, including materials, will be included in our solution and our presentation to the judges.

Team Manager Signature _____ Date _____

Team Manager Signature _____ Date _____

© 2007 Destination ImagiNation, Inc. • membership • Rules of the Road 2007-08 45

3. Your team must bring two copies of the *Declaration of Independence* form to EACH Tournament in which you compete. One form will be presented to the Prep Area Appraiser when checking into your *Team Challenge* site and one form will be presented to the Appraiser at your *Instant Challenge* check-in site. An Unsportsmanlike Conduct Deduction will be given if your team refuses to complete and submit the *Declaration of Independence* form when requested by the Prep Area or *Instant Challenge* Appraiser.

Improv Elements

Improvisation is an important part of the Destination ImagiNation program. Depending on the Challenge, your *Team Challenge* may include one or more Improv Elements.

Challenge D, *Chorific!*, is entirely improvisational. If you have selected this Challenge, your team's Presentation will include many Improv Elements which are selected at the Tournament and combined into a Presentation during a thirty-minute time period in a "StuDlo." Your team will use improvisation skills and research gathered ahead of time to create your solution. At the end of thirty minutes, your team will perform, and your team will be evaluated on how well you integrate the Improv Elements into your Presentation.

Time Limit

1. Each competitive *Team Challenge* Presentation has a Time Limit. The Time Limit means that your entire solution, including the set up of scenery and props, must take place within the stated time. Teams may not go over time, but teams do not need to use all of their allotted time. There is no deduction or loss of points if a team's Presentation is shorter than the Time Limit. Cleanup of your Presentation Site takes place after time is up. This is not counted as part of your Time Limit.
2. Timing will end when your team's Presentation is finished or the Time Limit is up, whichever comes first. Your Presentation will be stopped if your *Team Challenge* Time Limit expires before the end of your Presentation. Once time has begun, your team may not ask that it be stopped and expect it to be started again.

The Team Identification Sign

1. Your team should provide a free-standing Identification Sign (ID Sign) displaying your team's Team Name, Membership Name, Team Number, and Level. It needs to be approximately 2ft x 3ft (.6m x .9m) and **cannot be used as a scoring element**.
2. The sign will be used only for the purpose of identifying your team during your Presentation, and will be exempt from cost. Your team will not receive a deduction if you do not provide a sign, but it will help the Appraisers and the audience know who is performing.

The Presentation Site

1. Unless stated otherwise in the Challenge, a 3-prong AC electrical outlet will be provided at least to the edge of the Presentation Site. Your team must be prepared to provide any extension cords needed if power does not extend onto the site itself.
2. The configuration of the Presentation Site, the type of flooring, and the way your team will enter the site will depend on the site location. Your team should be prepared to begin your Presentation from a left or right stage entrance. Teams should practice setting up from both directions.

Update 

- Your team is required to leave the Presentation Site clean at the end of the Presentation. You must provide your own cleaning materials and leave the site in the same condition in which you found it.

Team Budget and the Expense Report

The Team Budget is the total value of all the materials your team will use in your Presentation, **not necessarily what your team spent to create the solution.** Every team in your Challenge has the same budget. Appraisers will be evaluating your solution to determine whether another team could recreate it for the same “cost.”

- Each competitive *Team Challenge* except *Chorific!* has an assigned budget or expense limit. The total value of your solution may not be more than your *Team Challenge* Budget (in US dollars). Check your *Team Challenge* for your Expense Limit. International teams should use the September 1, 2007 rate of exchange for the US dollar. See “Determining the Value of your Solution,” #8 for more information.
- The Expense Report form:** Your team is required to submit a list of items in your solution and their values on the *Expense Report* form (all competitive Challenges except *Chorific!*) **This form is found at the end of the Rules of the Road.** It can also be downloaded from the Destination ImagiNation, Inc. website. An electronic version of this form is also available for team use. **You need to bring a copy of your Expense Report to EACH Tournament you attend.**
- Your *Expense Report* should list ONLY the supplies, equipment, props, scenery, and costumes that are a part of your team’s Presentation that you bring into the Presentation Site. **It does not include the cost of any equipment or tools used to create your solution, nor does it include portions of materials that were leftover or not used.** Do not include the costs of any prototypes or experimental solutions that your team has designed but does not bring to the Tournament. Also see “Rules of Interference for *Team Challenges*, 4. Acquiring Materials” for additional information.
- Before your team’s Presentation, you will give the completed *Expense Report* form to the Prep Area Appraiser at your Presentation Site. Your team’s Presentation materials will be checked by the Prep Area Appraiser.
 - If the Prep Area Appraiser feels that the solution may be over the allowed budget for your Challenge, he/she will confer with another Tournament Official. If they agree that the materials are over the budget, your team will be allowed to quickly bring your solution into compliance with your allowed budget if the schedule permits.
 - If the Expense violation is not found in the Prep Area, your team may receive an Illegal Procedure deduction.

Expense Report Categories

- Clothing.** Everything that you wear that is visible to the Appraisers including costumes, hats, and any item that contributes to the solution of the Challenge must be included on the *Expense Report* form under *Clothing*.

Exempt clothing:

 - Destination ImagiNation t-shirts, t-shirts with jeans or plain pants/skirts, and other typical clothing items as long as they do not contribute to the solution in any way.
 - Items that are required or used for safety purposes such as helmets, goggles, shoes, or protective gloves. Decorations or alterations to safety items must be listed on the *Expense Report* form at their appropriate cost.
 - Glasses, hearing aids, casts, etc. that are prescribed or are needed in order

The image shows a form titled "Expense Report" with the instruction "YOUR TEAM MUST FILL OUT AND BRING ONE COPY OF THIS FORM TO EACH TOURNAMENT." It includes a "Team Challenge" section and a "Membership" section. The main body of the form is divided into six categories, each with a list of lines for item names and costs:

- Clothing Items:** A list of lines for item names and costs.
- Scenery/Equipment:** A list of lines for item names and costs.
- Prop Items:** A list of lines for item names and costs.
- Common Supplies:** A list of lines for item names and costs.
- Trash Supplies Used:** A list of lines for item names and costs.
- Total Value of the Team Challenge Solution:** A box for the total cost, with a note "Minimum: \$100.00 (includes cost of construction of the Team Challenge Solution)".

At the bottom left, it says "44 Rules of the Road 2007-08" and at the bottom right, "© 2007 Destination ImagiNation, Inc. • www.idodi.org • 10/07/07".

for participants to be able to perform as long as they do not contribute to the solution in any way. If these are used as a part of the solution, they must be included on the *Expense Report* form at full price.

d. Jewelry and watches as long as they are not used as props or costumes.

2. **Scenery/Equipment.** All scenery and behind-the-scenes materials including electric and electronic equipment costs, must be included on the *Expense Report* form under *Scenery/Equipment*. Exempt items must remain unaltered. For instance, if a team uses a classroom chair and alters it by drilling holes to attach a device, it must be given a value on the *Expense Report* because it is no longer in original condition.

Exempt scenery/equipment: ONLY the specific items listed here are exempt.

a. **Audio and visual equipment:** "Boom boxes," CD and tape players, Mp3 players, karaoke machines, radios, and portable microphones; speakers and amplifiers; projectors and screens; cameras; TVs, VCRs, DVD players; related hardware such as a cart used specifically and only to support the Audio-Visual equipment.

b. **Computers and related equipment:** Classroom, laptop, personal digital assistants (PDAs), handheld PCs, home computers and printers; related hardware such as a cart used specifically and only to support the computer; commercially produced software, as long as the product resulting from its use is of the team's design. Basic "stamps" or Lego Mindstorm- devices are not exempt.

c. **Electrical Items:** Extension cords, power strips, Ground Fault Interrupters (GFI's), batteries (except as noted in the Safety Section of *Rules of the Road*). Converters (see Electricity, 7.d).

d. **Floor coverings and/or items used for protection** that your team provides to protect the surface of the floor or for the safety of the participants or audience, as long as they do not add to the solution, such as: tarpaulins, netting, and padded gymnastics mats.

e. **Furniture:** Standard classroom desks, tables, folding tables, and chairs.

f. **Musical instruments:** (commercially made) and music and instrument stands (used ONLY for the purpose of holding the music or the instrument.)

g. **Safety equipment:** Items used only for safety such as helmets, goggles, etc.

3. **Props.** All large and small items that are brought into the Presentation Site during your Time Limit must be listed on the *Expense Report* form under *Props*. This even includes items used to transport heavy props such as a cart or dolly, whether or not they are actually used in the Presentation. In other words, if the team needs equipment to move props into place for the Presentation, those items must be included on the *Expense Report* under *Props*.

4. **Common Supplies.** Bulk items such as nails, staples, tape, marker, glitter, etc. may be listed under *Common Supplies* and assigned one cost. If your team buys an item such as paint, and only uses a fraction of the item, estimate the cost of the portion used in your solution.

5. **Trash.** Items in this category would include true discards such as cardboard boxes, empty containers, newspapers, or cardboard tubes, but NOT items that are 'used' but functional such as hardware (casters or pulleys, for example), items of clothing used to create costumes, automobile tires, old but functioning appliances, etc. These should be listed at a "yard sale" or "garage sale" price. See "Determining the Value of your Solution #3" below for more information.

Update 

Update 

Update 

Determining the Value of your Solution

Every item you use in your Presentation must be listed on the *Expense Report* form.

At each Tournament, keep copies of your receipts with your paperwork in case you are asked to show how you arrived at your team's *Expense Report* figures. See "Rules of Interference for *Team Challenges*: 4. Acquiring Materials" for important information.

1. **Sales tax and Shipping.** Do not count sales tax or shipping costs in the value listed on your *Expense Report* form.
2. **New.** Items bought specifically for your solution should be listed at the purchase price. Many supplies used to build your scenery will be new – or unused – such as PVC pipe, foam core, sheet cardboard, poster board, butcher paper, etc. **These should be listed at their "new" purchase price even if they were donated to your team.** Remember, the *Expense Report* details not what your team actually spends, but rather *what it would cost for another team to reproduce your solution*. If you only use a part of an item, you may estimate the value of the part you actually used in your solution.
3. **Used.** Many of your props and costumes will be made up of recycled or loaned items. These items were previously purchased and used and no longer hold their original value. Your team may assign a fair "yard sale" or "garage sale" price for these items. Costume pieces such as hats, neckties, or ball gowns, electrical items such as old lamps or fans, and hardware components such as casters and pulleys are examples of the types of items that might fit this category. Teams are expected to place a realistic value on these items.
4. **Reusing Team-Created Items.** The reuse of items from prior years' *Team Challenge* solutions is permitted but will be treated in the same manner as other non-original items used in the performance, such as rented or purchased costumes.
5. **One-day Rental.** Some equipment and costumes that your team uses may not be brand new but still have significant value—such as electric motors and compressors or some commercially made costumes. For these items, your team may research and assign a "one-day" rental value. For example, if a team member's wheel chair contributes to the solution, it would need to be assigned a one-day rental value.
6. **Common Supplies.** Supplies used in bulk such as glitter, staples, markers, nails, etc, might not be used up entirely. Your team should keep the receipts for these items in order to estimate the cost of the portions used and the total cost of common supplies used.
7. **Trash.** Discarded items valued under \$1.00US do not need to be assigned a value but should be listed under *Trash Supplies Used*. Teams may not take advantage of this rule by claiming that any and all discarded items have a value of less than \$1.00US! True discards such as newspaper, aluminum cans, cardboard boxes and rags do not have any value to most people but should be listed on the form since these items are part of your solution.
8. **International Teams:** Because exchange rates, import/export issues, and the supply of materials vary widely from country to country, teams that operate outside the United States are required to utilize the exchange rate of their local currency to the US Dollar as of September 1, 2007 to determine the value of their solution materials. There are many different currency exchange calculators available on the Internet. Exchange rates will need to be noted on the *Expense Report* from non-US teams.

Safety

Teams are encouraged to be creative and take risks, but that does not mean you may put yourself, your team, Tournament Officials or the audience in danger. It is your team's responsibility to design a safe solution that will not damage the Presentation Site, personal property, or your team meeting site.

1. The solution to your Challenge must be in compliance with the guidelines below. Your team may be asked to demonstrate that your solution to this Challenge is safe and will not pose a hazard to the audience, members of the Appraisal Team, or the site. **The Appraisal Team may stop a Presentation at any time if they feel that a solution poses a safety risk.** The team may or may not be allowed to resume their Presentation, depending on the situation.
2. If Tournament Officials find a portion of your solution to be hazardous or not in compliance with the guidelines before your Presentation, you may be asked to make necessary alterations or eliminate that portion from your Presentation.
3. Officials may deny your team's participation if any part of your solution is found to be damaging or unsafe. Officials will stop Presentations that are unsafe or that are damaging property and point deductions may be assessed.
4. All decisions made by Tournament Officials regarding safety and/or property damage are final.
5. If your Tournament Director feels that a site's limitations may result in a safety or damage issue (e.g., chandeliers are hung too close to the performance area), a **Site-Specific Restriction** may be placed on the teams performing there. Whenever possible, the Tournament Director will inform registered teams of Site-Specific Restrictions in advance of the Tournament.

Safety Guidelines and Restrictions

1. **Foot coverings:** All team members must wear shoes or foot coverings with reasonably impenetrable soles at all times. This is to protect your performing team members from any undetected debris that may be on the floor. A team member who loses a foot covering during the Presentation may continue his/her portion of the performance only after the foot covering is replaced. Appraisers may assist the team member in retrieving the foot covering but not in replacing it on the foot. The remaining team members may continue to perform.
2. **Safety Gear:** Some *Team Challenges* may have specific safety requirements such as eye protection (goggles) or skin protection (rubber gloves). Read your *Team Challenge* carefully and fulfill any such requirements.
3. **Lasers and Lights:** Your team may not use lasers or laser pointers. Your team may not use any type of light or scanner that produces a high intensity beam of light which may be of danger to eyes. Depending on the *Team Challenge* you have chosen and the Presentation Site, your team may or may not be allowed to turn the lights off during your performance. **It is the team's responsibility to find out from the Tournament Director prior to the Tournament if there are any Site-Specific Restrictions regarding the operation of the lights.**
4. **Helium balloons** are allowed but must be in the team's control at all times. Your team is responsible for retrieving any stray balloons and will be held financially responsible for any damage that may occur as a result of using helium. Your team must be aware that **some Affiliates and Tournament sites prohibit the use of helium balloons. It is the team's responsibility to find out from the Tournament Director prior to the Tournament if there are any Site-Specific Restrictions on the use of this item.**

5. **Fire, Smoke, and Dry Ice Issues:**
 - a. Your team may NOT use devices or substances which produce an open flame or extreme heat or cold. Extreme heat or cold is defined as “temperatures that can cause damage to bare skin.” These devices or substances are NOT allowed: Lit candles, caps, combustion engines, fire extinguishers, fires, fireworks of all types, flammable fuels, “party poppers,” smoke bombs, sparklers, or substances that explode in any way.
 - b. Smoke or fog machines are not allowed.
 - c. **Dry Ice:** Your team MAY use dry ice but it must be handled with gloves or tongs. Your team is responsible for any damage that may occur as a result of the use of dry ice. HOWEVER: Your team must be aware that some Tournament sites prohibit the use of dry ice. **It is the team’s responsibility to find out from the Tournament Director prior to the Tournament if there are any Site-Specific Restrictions on the use of this item.**

6. **Animals:** No live animals may be used in any part of your solution.

7. **Use of Electricity**

The intent of this section is to describe restrictions in the use of electricity such that team solutions are safe. Team Managers must certify on the *Declaration of Independence* that all team-designed electrical solutions will cause no harm to team members, the audience, or the site. As stated in Safety #3 above, Tournament Officials have the right to stop or prevent your team from presenting a solution that they feel poses a safety risk.

- a. There are many sources available for learning about the use of electricity. Your local library and the World Wide Web are among them.
- b. Teams’ Challenge solutions may use either AC or DC power. Restrictions on each type of power source are listed below.
- c. All electrical devices used in your solution must be safely wired, with the appropriate gauge of wire, and insulated against possible shock and fire.
- d. Teams must be prepared to use the electrical power that is available at the Tournament. Converters that are necessary to enable teams to use the power available at the Tournament will be team-provided. They are exempt from cost.
- e. **Use of Batteries:**
 - i. Only unmodified commercially available batteries are allowed.
 - ii. Any battery that can spill liquids or materials (such as electrolytes, acid, lead shavings, etc.) when tipped is prohibited. For example, any battery that has a removable cell vent cap to check or add liquid is prohibited.
 - iii. Batteries may be connected in parallel or series
- f. **Circuits that use Direct Current (DC)** - (typically powered by batteries)
 - i. DC Voltage cannot exceed 28VDC between any 2 exposed points in a circuit. Based on the resistance of the human body, this restriction ensures a team member touching the circuit will not be harmed.
 - ii. Current-limiting devices such as fuses or circuit breakers are required when a DC circuit will draw more than 10 Amps. Such a device must be placed between the power source and devices using the power.
- g. **Circuits that use Alternating Current (AC)** – (typically powered by a wall socket)
 - i. For any exposed connection, AC Voltage cannot exceed the standard voltage of the country in which the team is competing (for example, 120VAC in the US).
 - ii. A Ground-Fault Interrupter (GFI) is required for all team-created or modified circuits.

 **Update**



Good MSDS information can be found at: <http://www.ilpi.com/msds/faq/parta.html#where>

- iii. A Ground-Fault Interrupter (GFI) is required for all solutions drawing more than 1000 Watts of power. Power draw can be found in the instructions of a purchased device or can be calculated by multiplying the Voltage and the Current together.
[watts = amperes x volts]
 - iv. GFIs are exempt from cost.
8. **MSDS Sheet:** Teams should be prepared to produce a *Material Safety Data Sheet* (MSDS) showing that items or chemicals they wish to use are safe.
- a. If team members wish to combine items or chemicals, the Team Manager must certify on the *Declaration of Independence* that the combined use of these items or chemicals is safe and will cause no harm to team members, the audience, or the site.
 - b. Even if items or chemicals have this assurance, they may not be used if the Appraisers determine that they will be used in an unsafe manner or may cause harm to team members, the audience or the site.
 - c. Product manufacturers provide MSDS sheets. Team Managers should remind team members they must request a MSDS at the time of purchase of a product.
9. **Firearms, weapons, and violence:** Destination ImagiNation, Inc. does not endorse or support *Team* or *Instant Challenge* solutions that contain gratuitous violence and/or the gratuitous use of any violent weapons. However, in recognition of the fact that themes of war, crime and the like can be handled by teams in moving and responsible ways, the following guideline is to be followed:
- a. If a team needs to depict a weapon in its *Team* or *Instant Challenge* solution, the weapon must be team-created and/or obviously benign.
 - b. Paint ball guns, BB guns, air rifles and the like are NOT ALLOWED at Destination ImagiNation Tournaments.
 - c. Teams must be aware that many school buildings used for Tournament sites have a 'zero tolerance' policy regarding any and all weapons, benign or otherwise. **It is the team's responsibility to find out from the Tournament Director prior to the Tournament if there are any Site-Specific Restrictions on the use of these items.**

Copyrights and Trademarks

One of the main objectives of the Destination ImagiNation Program is for teams to develop their own ideas and to create original materials, music, characters etc.

1. It is illegal to use or reproduce copyrighted or trademarked materials without the owner's permission. Destination ImagiNation, Inc. grants current Membership holders the use of the Destination ImagiNation name and logo in *Team Challenge* solutions.
2. It is the responsibility of the Team Manager and/or the School/Organization to help team members determine if any of the materials it wishes to use are copyrighted and if so, how to obtain permission to use those materials. **Questions about the use of copyrighted and trademarked materials will not be answered through the Clarification process.** It is not Interference for a Team Manager or other resource person to help a team find out if materials are copyrighted or trademarked so the team can obtain permission, if necessary. Your team can be prosecuted by copyright or trademark holders if you are found in violation of copyright or trademark laws.
3. The law allows parodying of music and public figures without specific

permission. For the purposes of Destination ImagiNation, *parody* is defined as “a piece of writing or music that imitates another in a humorous or satirical way.” This means that if your Presentation includes a famous copyright-protected character, it should be clear to the Appraisers that you are intentionally poking fun at that character.

4. Remember that use of copyrighted materials or trademarked products is not considered to be as creative as original ideas, characters and materials. Although a team **will not receive a deduction**, teams with non-original material such as well-known music, poetry, products and characters might receive fewer points than teams with original team creations.
5. *Instant Challenge* performances are exempt from copyright issues because of the improvisational nature of these Challenges.

Clarifications

If you have questions about your Challenge or the Rules: You might not be sure whether you understand something about your *Team Challenge* or the Rules. When you have a question and you can't find the answer in the Challenge or the *Rules of the Road*, it's time to ask for a Clarification. A **Clarification** is a statement that explains the boundaries of a stated rule or *Team Challenge* requirement. Questions asked by your team are answered by the International Challenge Masters (ICMs) who are in charge of each *Team Challenge*. The answers to your questions are called Clarifications.

Team Clarifications

1. Your team may ask the International Challenge Masters (ICMs) for your *Team Challenge* your questions. The ICMs will answer your team's questions and send them directly back to you. The question and answer **will not be shared with any other team**.
2. The ICMs will not answer any questions that ask them to validate a specific team solution. For example, if your team describes your specific device and asks whether it is “legal,” the ICMs will tell you that you must look at the Challenge and the *Rules of the Road* and decide for yourselves whether your solution falls within the rules. This is because it is impossible, without actually seeing a team solution, to determine whether every aspect of the solution falls within the Challenge or general rules. Because the ICMs are not able to see and experience the potential solution, they will not approve specific solutions in advance in the Clarification system.
3. Your team should feel free to write for Clarifications to your most important questions. However, your team should prioritize your questions carefully since your team may only ask a total of ten Clarification questions. **Teams may only ask ONE Question per Clarification request.**
4. **The deadline for requesting Clarifications is February 15, 2008. NO CLARIFICATION QUESTIONS WILL BE ACCEPTED AFTER THAT DATE.**
5. It is your team's responsibility to bring any Team Clarifications you receive to each Tournament to make sure that Appraisers are aware of the answer to your question(s).

Published Clarifications

When the International Challenge Masters feel there is an issue about a *Team Challenge* or the *Rules of the Road* that all teams should know about, they write a *Published Clarification*. These Published Clarifications are posted by Team Challenge on the Destination ImagiNation, Inc. website at www.idodi.org.



What takes Precedence?

Sometimes it seems like a rule or requirement in a *Team Challenge*, a Clarification, or the *Rules of the Road* conflicts with something in one of those other documents. Which document would take precedence? In general:

The *Rules of the Road* states general rules applicable to all Challenges.

BUT:

A *Team Challenge* may have a special requirement that supersedes the *Rules of the Road*. (For example, even though the *Rules of the Road* states that batteries are allowed, a specific Challenge may prohibit any use of electricity, making batteries of all kinds illegal for that Challenge. In that case, the *Team Challenge* takes precedence.)

HOWEVER:

A Published Clarification would supersede both the *Rules of the Road* and the *Team Challenge*. This is why it is important to check the Clarification website frequently throughout the time leading up to your Tournament.

How to Get an Answer to your Question

There are two ways for your team to get answers to your questions: By using the Internet and by traditional Postal Mail. When writing for Clarifications, you must give your membership name and team number, your *Team Challenge*, and your city and State/Province/Country. The International Challenge Master will not answer your questions if you do not provide this information.

Clarifications by Internet:

1. Go to www.idodi.org to ask Team Clarification questions Online.
2. First check to see whether your question has already been answered in the *Published Clarifications*. If it has not been answered there, follow the instructions to ask your Team Clarification question. Most of the time you will receive an answer within a week. Sometimes a team asks a question that requires research or the necessity to confer on the part of the ICMs. These questions will take more time to answer. Please be assured that the ICMs are working as quickly as they can, but they want to be sure the answer to your question is accurate, so please be patient. If you do not receive an answer via email after a week, send the question in again and note "2nd Request" in your message.

Update 

Clarifications by Mail:

If you do not have access to the Internet, you may write for Clarifications by mail. Fill out an official 2007-08 **Clarification Form**. This form can be found at the end of *Rules of the Road*. Send it along with a self-addressed stamped envelope to: **Challenge Clarification**, Destination ImagiNation, Inc., PO Box 547, Glassboro, NJ 08028-0547 USA You should receive your answer within two weeks.

Instant Challenge

What is Instant Challenge?

At your Tournament, your team will be scheduled to do an *Instant Challenge* in addition to your *Team Challenge*. *Instant Challenges* are secret until the day of the Tournament, so your team will not know anything about the specific *Instant Challenge* it will be asked to solve until you are escorted to your *Instant Challenge* competition room.

The *Instant Challenge* portion of the competition is usually between five and ten minutes in duration, and is worth a total possible score of 100 points. Although each *Instant Challenge* has different requirements, all *Instant Challenges* reward teams for Teamwork and the uniqueness and creativity of the team's solution.

Types of Instant Challenges

Instant Challenges can be loosely divided into two types, Performance-Based and Task-Based. However, **many *Instant Challenges* are a blend of these two basic types.** You will not know which type of *Instant Challenge* your team will receive until you enter the competition room.

1. **Performance-Based:** The focus of a Performance-Based *Instant Challenge* is on your team working together to create and perform a theatrically-oriented solution for the Appraisers. In this type of Challenge you will be scored on the creativity of your performance, your presentation, and/or use of materials, along with teamwork. Your team may be asked to use words, language, conversation, and/or dramatic characterizations to solve the Challenge, or the solution may be non-verbal. Teams may be given real or imaginary materials to use for their solutions. Teams may or may not be given time to practice their solutions before presenting to the Appraisers.
2. **Task-Based:** The focus of a Task-Based *Instant Challenge* is on your team working together to move, build, change, or protect materials they are given in order to complete a task. Your team may also be asked to communicate information. Teams will be scored on how well they work together to design the solution, on the creativity of their final project, and on their success in completing the task. Team members may or may not be allowed to talk during the Challenge.

Sample *Instant Challenges* for your team to practice can be found in the *Instant Challenge Practice Set* that is part of your 2007-08 Creative Problem Solving Activities material.

Rules for Instant Challenge

1. **Every team competing in your *Team Challenge* at your Competition Level at your Tournament will solve the same *Instant Challenge* and be evaluated by the same team of Appraisers.**
2. A minimum of two team members must participate in the *Instant Challenge*.
 - a. Destination ImagiNation encourages all team members to participate in the *Instant Challenge*. *Instant Challenges* are designed to be solved by up to seven team members; it is NOT to your team's advantage to use fewer members than are on your team.
 - b. Teams must make a decision about which team members will be participating before being taken to the competition room. Your team will NOT be told anything about the *Instant Challenge*, including what kind of *Instant Challenge* they will be given, before you make this decision.
3. One Team Manager, preferably the Team Manager of Record, may accompany your team to the *Instant Challenge* competition room, but that Team Manager may not advise, signal or communicate with your team or the Appraisers during the *Instant Challenge* competition.



Instant Challenges can also be found in the CD of DI Program Materials and at the ShopDI website (www.shopdi.org). Books and CDs of Instant Challenges are available there as well.

- a. The decision of whether or not your Team Manager will accompany your team to the *Instant Challenge* competition room is made by the members of your team before you enter the room.
 - b. Assistant Team Managers under the age of 18 may NOT accompany the team into the *Instant Challenge* competition room.
4. Your team may not reveal the Challenge or any part of your *Instant Challenge* solution after you have finished your *Instant Challenge* because it would not be fair if other teams know anything about the Challenge before they are given that same *Instant Challenge*. For this reason **you may not talk about any part of your *Instant Challenge* or your solution to anyone except your team and Team Manager(s) until after Global Finals (held in late May of 2008).**
 5. If you DO need to discuss the *Instant Challenge* with your teammates and Team Managers, you must do it in a private place away from everyone else, including your own parents and supporters. **If team members and/or Team Managers are overheard or caught sharing any part of your *Instant Challenge* with anyone, your team will be disqualified from the Tournament.**
 6. During your *Instant Challenge* time:
 - a. Your team MAY bring timing devices into the *Instant Challenge* room and use them, as long as the devices don't beep or make noise.
 - b. Your team may not use any items in their *Instant Challenge* other than items provided by the *Instant Challenge* officials.
 - c. If you or your team members have questions about your *Instant Challenge*, you are welcome to ask them, but you may only do this once Time has begun. There will usually NOT be a period of time set aside specifically for questions.
 - d. Your team MAY ask the Timekeeper how much time is remaining in any part of an *Instant Challenge*, unless the *Instant Challenge* says otherwise.
 - e. Your team MAY NOT alter taped or marked areas in any way unless the *Instant Challenge* says otherwise.
 7. If the Appraisers feel that your team is working under an obvious misconception, they will attempt to clarify the Challenge without aiding in the solution.
 8. Your Team Manager and any team member who chooses not to participate will be seated out of the way where they may observe your team working on the solution. See "Rules of Interference for *Instant Challenge*" below for more information.
 9. Evaluation of the *Instant Challenge* is subjective and may not be appealed. If concerns arise that are procedural in nature, the Team Manager may address them with the *Instant Challenge* Master or the Tournament Director.

Rules of Interference for Instant Challenge

1. **You, your teammates, and Team Manager(s) may not discuss your particular *Instant Challenge* in public until after Global Finals. If a Tournament Official discovers that your team has been discussing your *Instant Challenge*, your team will be immediately disqualified from the Tournament.** Such disqualification can occur after the Tournament, and may prevent your team from advancing to the next level of competition.
2. During the *Instant Challenge*:
 - a. Your Team Manager and any non-participating team members may not signal, advise or communicate with you in any way or it will be considered Interference, and a deduction may be assessed.

- b. Your team and the Team Manager must turn off all electronic devices you/ they may have, such as cell phones, beepers, pagers, etc. Failure to do this may result in a deduction for Interference.
3. To protect the secrecy of the *Instant Challenge*, your Team Manager may NOT photograph or videotape any portion of the team's *Instant Challenge* competition. Your Team Manager may not take notes during your team's *Instant Challenge*.
4. Your team (including your Team Manager) may not take scrap paper, notes, or copies of the *Instant Challenge* out of the room with them at the end of your *Instant Challenge* competition.
5. If a team accidentally learns about their *Instant Challenge*, the team should talk to the Tournament *Instant Challenge* Master prior to competing. In such cases, the team will usually be allowed to compete in the *Instant Challenge* portion of the competition. However, if the team's score on the *Instant Challenge* places the team in a position which advances them to the next level of competition, a tie may be declared with the team ranking just below them. In this situation, the team that shared information about the *Instant Challenge* would normally be disqualified.

Instant Challenge Scores

Unlike the scores for the *Team Challenges*, teams will not receive Raw Scores for *Instant Challenge* until after the Awards Ceremony. **Only the total raw and adjusted scores will be released to the team at that time.**

Deductions and Appeals

1. Teams may receive a deduction in *Instant Challenge* if any team member or the Team Manager is found to have interfered with the Challenge, as described above. The size of the deduction will be determined by the *Instant Challenge* Appraisers in the competition room, in consultation with the Tournament *Instant Challenge* Master.
2. Teams who are overheard or are found to have shared their *Instant Challenge* prior to the end of Global Finals will be disqualified and will not be allowed to compete further in any Destination ImagiNation Tournament during the current program year. The decision to disqualify a team is made by the Tournament *Instant Challenge* Master where the *Instant Challenge* competition took place, in consultation with the Tournament Director and the Affiliate Director. Since the same *Instant Challenges* are used by all Affiliates, with varying Tournament dates, it is particularly important that the team not share any information about their *Instant Challenge* until after Global Finals, particularly over the Internet.
3. Should there be a question concerning the administration of *Instant Challenge*, these questions should first be addressed to the *Instant Challenge* Master for that given Tournament.

Destination ImagiNation

Tournament Procedural Rules

Please note: Underlined passages reflect a change from last year's Rules of the Road.

Registration for Tournaments

You must register for each Tournament your team will attend. After you have purchased your Destination ImagiNation membership, you must THEN register for your sanctioned Tournament.

1. Your Program Coordinator or Team Manager will receive instructions for registering your team for the Tournament soon after your team/school/organization has purchased a membership. If your Team Manager or your Coordinator does not receive this information, ask your Affiliate Director for the contact person in your Region, State, Province or Country who can provide this information. A full list of Affiliate Directors is posted on the Destination ImagiNation, Inc. website (see web address at bottom of this page).
2. Registration procedures can vary from Affiliate to Affiliate and Region to Region. Some Tournaments require a Tournament registration fee and some do not. It is important to know the registration procedures for the Tournament for which your team is registering. **The Destination ImagiNation, Inc. membership fee is not the same thing as the Tournament fee.** Most Affiliates charge Affiliate/Regional fees and/or Tournament fees that cover the cost of local administrative costs, training, Tournament supplies, etc.
3. **Your Tournament Director cannot schedule your team** until she/he has received your team's completed Tournament registration information. Most Destination ImagiNation Tournaments are not able to accommodate unscheduled teams who arrive on Tournament day.

Scheduling of Team Challenge and Instant Challenge

Your Presentation Schedule

1. After registering your team for the Tournament, your Team Manager will receive Tournament information. Included in that information will be a schedule confirming your Presentation times for the *Instant Challenge* and *Team Challenge*. You should receive this at least one week prior to your Tournament. If you don't receive your Presentation times and information by this time, call your Tournament Director.
2. Your team will be scheduled for two separate Presentation times: *Team Challenge* Presentation and *Instant Challenge*. *Chorific!* teams will also be scheduled for StuDlo time. In most cases your Tournament Director will not be able to guarantee whether your *Team* or *Instant Challenge* will be scheduled to occur first on that day.
3. Follow your Tournament Director's instructions for your team's check-in and Presentation as outlined in your schedule confirmation, and allow plenty of time. If you do not receive check-in instructions, plan to arrive at your earliest scheduled Presentation Site (or Studio Check-In) **a minimum of 15 minutes** before your scheduled time.

Moving Scenery and Props

1. Make sure your Presentation materials will fit through the opening of a standard doorway, approximately 30in x 76in (0.76m x 1.93m). In addition, keep in mind

that not all Tournament sites will have “standard” sized doorways, especially in older buildings. Tournament Directors cannot guarantee floor space beyond the dimensions outlined in the *Team Challenge* and cannot guarantee ceiling space above 7.5ft (2.29m) high. Your team should be prepared for this possibility.

2. Once the team’s scenery and props are in the Launch Area, only team members may touch them and/or move them into the Presentation Site.
3. Teams may complete assembly of props and scenery in the Launch Area as long as this activity does not interfere with another team’s Presentation or delay the Tournament schedule. When the Appraisers signal that they are ready to watch the team’s Presentation, the team must stop assembly when directed by the Prep Area Appraiser or other Tournament Official. Once the Presentation begins, teams may continue assembly if necessary.

Standard Tournament Procedures

Team Challenge Procedures

1. For all *Team Challenges* except *Chorific!*, your team will check in with the Prep Area Appraiser **at least** fifteen minutes prior to your team’s scheduled *Team Challenge* Presentation time. The Prep Area Appraiser will greet you in a friendly way and then go through a Checklist with your team. The Checklist includes things like taking your team’s required paperwork, checking your team’s solution for safety issues, and making sure your team has everything needed for your Presentation. Depending on your site, the Prep Area Appraiser may do this before or after he/she takes you to the Launch Area.
2. *Chorific!* teams should arrive at the StuDlo Check-In **at least** fifteen minutes prior to the start of their scheduled StuDlo time. The Check-In Appraiser will greet you in a friendly way and then go through a Checklist with your team. The Checklist includes things like taking your team’s required paperwork and making sure your team has everything needed for your StuDlo time. See *Challenge D: Chorific!* for more information about the StuDlo.
3. Just prior to your Presentation, the Prep Area Appraiser will take your team to the “Launch Area.” The Launch Area is the part of the Presentation Site where your team will stay until your Presentation time begins. At this time a Tournament Official will ask your Team Manager to be seated in the audience. In the Launch Area, the Prep Area Appraiser will show you the Presentation Site and then introduce your team to the Timekeeper. The Timekeeper will introduce your team to the audience and the Appraisers.
4. Special procedure for *Chorific!*: After introducing you to the audience, the Timekeeper or another Tournament Official will oversee the selection of the Improv Element, the **Famous Person**. Your team will have one minute to discuss how to integrate it into your Presentation. At the end of this time, the Tournament Official will ask any non-performing team members to be seated in the audience.
5. Next the Timekeeper will say, “You may begin.” All team members participating in the *Team Challenge* Presentation must be in the Launch Area at this time. Your team may then move your scenery and props out to the Presentation Site and begin. Setting up your props and scenery is part of your Presentation time. If your team is still performing when time is up, the Timekeeper will call “Time” and you must stop performing. (See “Time Limit” section for more information.)
6. After you finish your Presentation (Don’t forget to take a bow!), the Appraisers will

talk to your team. They will ask you questions about your creations and admire all of your hard work. After they have spent a few minutes with you, your team must remove all of your things from the Presentation Site. Your Team Manager, parents, and supporters may help with this. Your team is responsible for leaving the Presentation Site clean and ready for the next team's Presentation.

7. Check with your Head Appraiser to see when your Team Representative and/or Team Manager may come back to pick up your Raw Scores. (See "Scoring" section for information about this.)

Instant Challenge Procedures

1. Your team should report to the *Instant Challenge* Check-In Appraiser fifteen minutes prior to your scheduled *Instant Challenge* performance time. Bring one copy of your *Declaration of Independence* form. After checking in, your team will be asked to wait in a Holding Area until one of the *Instant Challenge* Appraisers arrives to escort you to your competition room.
2. Before your team is presented with your *Instant Challenge*, you will be asked to make the solemn promise below. This may happen when you check in at *Instant Challenge*, while you are in the Holding Area, or when you are in the competition room. You will be asked to make this promise:

"We promise not to talk about the *Instant Challenge* or what we did in our solution UNTIL AFTER GLOBAL FINALS. If we are heard or are found to have shared this Challenge with anyone, we will be disqualified from the Tournament. However, we can talk about it privately among our team and Team Manager(s)."

3. When the Appraiser calls for your team, it is important to make sure that the Appraiser is looking for YOUR team doing YOUR *Team Challenge* at YOUR competition Level! Your team and one Team Manager will follow the Appraiser to the *Instant Challenge* competition room where you will wait for further instructions. Assistant Team Managers under the age of 18 may **NOT** accompany your team into the competition room. Before you enter the *Instant Challenge* competition room, your team must decide who will compete in the *Instant Challenge* and whether or not your Team Manager will come in with you. Non-participating team members may choose whether or not to accompany your team.
4. Once you have arrived in your competition room, an Appraiser will read:

"WELCOME to the *Instant Challenge* portion of our Tournament! Anything is possible here, and you will have the opportunity to demonstrate your creative, 'thinking on your feet' skills. For every team who is competing in your *Team Challenge* at your competition Level, we will be presenting this *Instant Challenge* today."
5. Your Team Manager and any team members who choose not to participate will be seated out of the competition area before any information regarding the Challenge is given. Your Team Manager must turn off all electronic devices at this time.
6. You will then be given your *Instant Challenge* instructions and told to begin.
7. When time ends, an Appraiser will call "Time!" and your team must stop working on your solution. Keep in mind that many Challenges have more than one timed segment (i.e. Part One, Part Two, etc.). **Continuing to work on any part after time has been called may prevent your team from receiving score in**

that segment of the Challenge and may prevent your team from moving on to the next part of the Challenge. At the end of the Challenge, your team will be reminded to not discuss or talk about the *Instant Challenge* with anyone other than your team, and to only discuss it with your team if you can do so in a private place.

8. At some Tournaments, your team will then be taken to a “Chill Out” area where you can freely discuss the Challenge among yourselves before leaving the *Instant Challenge* area. If a Chill Out area is available for your team to use at your Tournament, your team MAY use it, but you do not HAVE to use it. At the Global Finals Tournament, Team Managers are not permitted to accompany the team into the Chill Out area.
9. Your team will be escorted out of the *Instant Challenge* area by an *Instant Challenge* Appraiser. You will not receive your *Instant Challenge* score until after the Tournament Awards Ceremony.

Conduct and Concerns at Tournaments

Destination ImagiNation Tournaments are family-friendly celebrations of creativity. In keeping with this spirit, we ask teams, Team Managers, Tournament Officials and supporters to respect the following guidelines:

1. Team members must be clothed appropriately at all times. Nudity and revealing clothing are not acceptable at any time, including during Presentations.
2. Profanity and vulgarity are unacceptable throughout the Tournament. Tournament Officials, team members, Team Managers, and supporters are expected to exhibit exemplary behavior and be role models to participants.
3. Issues of questionable taste regarding solutions to *Team Challenges* will not be addressed through the Clarification process. Teams should use good judgment and remember that all performances should be appropriate for all audiences.
4. Trying to learn the scores of other teams in your Challenge prior to the end of the Tournament is Unsportsmanlike Conduct unless all parties choose to share this information willingly. Teams and Team Managers are not required to share their scores with anybody prior to the end of the Tournament day.

Scoring Types of Scores

Appraisers are asked to evaluate the requirements of your *Instant Challenge and Team Challenge*. There are three kinds of scores that might be given: **Objective**, **Subjective**, and **Zero**.

1. **Objective scores** are based on whether a Challenge requirement was or wasn't met. Objectively scored items are awarded full point value if the required element occurs. For example, in your Challenge you might earn five points if your device turns on a light. This either happens or it doesn't, and every Appraiser will agree on your score for this requirement.
2. **Subjective scores** are based on the Appraisers' opinions as to how well or how creatively your team fulfilled a Challenge requirement. For example, if 30 points are possible for the humor in the words to an original song, Appraisers may have very different opinions on what they feel is funny. One Appraiser may think it is amusing and give it 20 points. Another Appraiser may feel that it is really funny and give it 25 points. The scores they award depend on their

own personal taste. The scores are then averaged to a final score of 22.5 points for that item. If you present a required element, the minimum score you will receive is 1 point. On the other hand, if you do not present the requirement at all, you will receive a zero for that item.

3. **Zero Scores:** If a required action does not take place during the Time Limit of the performance, or if a required element is missing or does not appear during the Time Limit, your team cannot be scored on that item. In that case, your team will receive a zero for that requirement from all of the Appraisers.

Raw Scores

The points awarded by the Appraisers are called **Raw Scores**. Raw Scores are calculated and reported in three sections: *Central Challenge*, *Side Trips* and *Instant Challenge*. Below is an example of teams competing in a possible Tournament. Imagine that these teams are competing in the same *Team Challenge* at the same Competition Level.

Sample Raw Scores

Team	Central Challenge Raw Score (240 Possible)	Subtract Central Challenge Deduction	Total Central Challenge Raw Score	Side Trip Raw Score (60 Possible)	Subtract Side Trip Deduction	Total Side Trip Raw Score	Instant Challenge Raw Score (100 Possible)	Subtract Instant Challenge Deduction	Total Instant Challenge Raw Score
A	183		183	37	0	37	52	0	52
B	195	-20	175	54	0	54	61	0	61
C	162		162	51	0	51	75	0	75

According to the Appraisers in the above example, Team B had the strongest *Central Challenge* score and Team B also earned the most *Side Trip* points, and Team C clearly achieved the top score in the *Instant Challenge* component.

Can you tell which team won the First Place trophy?

First of all, deductions are subtracted from the appropriate Raw Score. So in this example, a 20-point deduction must be removed from Team B's Raw Score of 195, leaving **175** as their total *Central Challenge* Raw Score. This means that Team A actually received the highest *Central Challenge* Raw Score with **183** points. There were no deductions for any team in *Side Trip* or *Instant Challenge*.

Scaled Scores

Once Raw Scores for every team have been compiled, the scores are "scaled." This means that the team with the highest total Raw Score in each area is given the total possible points for that area. This "sets the curve" for all of the other scores. **All other teams then receive a scaled score based on comparing their Raw Score to the top Raw Score.**

Using the sample Raw Scores in the table above, the scores are scaled in the table below. The high score in each column is in bold. Scores are calculated to three decimal places and rounded back to two decimal places.

Sample Scaled Scores

Team	Total Central Challenge Raw Score (240 Possible)	Scaled Central Challenge Score	Total Side Trip Raw Score (60 Possible)	Scaled Side Trip Score	Instant Challenge Raw Score (100 Possible)	Scaled Instant Challenge Score	Final Scaled Scores
A	183	240.00	37	41.11	52	61.18	342.29
B	175	229.51	54	60.00	61	71.76	361.27
C	162	212.46	51	56.67	75	100.00	369.13

In this example, then, **Team C took first place** with combined scaled scores of **369.13**. Note that Team C had the highest score only in *Instant Challenge*, and was in second place for *Side Trips* and third place in the *Central Challenge*. This can be a reminder to your team that you need to practice and work hard in ALL THREE major components of the program if you want to score well!

Teams are tied when their total scaled scores differ by one point or less. In a multi-team tie, teams are tied when their total scaled scores differ from the leading score for that place by one point or less.

Deductions

Deductions are points that are subtracted from a team's score because of an intentional or unintentional rule violation. With the exception of Unsportsmanlike Conduct, points are removed from the corresponding area of the team's Raw Score. There are three categories of deductions.

1. **Interference:** When a team receives help or input from non-team members, a deduction for Interference is assessed. Points are deducted from the team's score proportionate to the amount of Interference given and the relative impact that Interference had on the team's score. **The Appraisers remove only the number of points the team might have received as a result of the Interference, and they deduct those points from the scoring element(s) impacted by the Interference.**
2. **Illegal Procedure:** An Illegal Procedure deduction may be assessed when a team operates outside the stated rules or intent of the Challenge. Appraisers will determine the amount of the deduction by either deducting all points earned as a direct result of the Illegal Procedure, or, in cases where this cannot be determined, deducting points proportional to the severity of the Illegal Procedure.
Some examples of Illegal Procedure deductions might include the following:
 - a. A team disregards or is unaware of a Published Clarification prohibiting some aspect of a solution and includes the aspect anyway.
 - b. A team's *Expense Report* contains unrealistic values for one or more items.
 - c. In a Challenge, a required sequence of events is not followed in the correct sequence.

Appraisers are trained to award the points for a Challenge requirement and then, if they find that there is Illegal Procedure, to level the playing field by assessing an Illegal Procedure deduction. They do this rather than lower the subjective points for a required element. If the points for a subjective element are lowered because of an issue, the team has no recourse; teams cannot appeal subjective scores. (See The Appeals Process) By assessing a deduction for Illegal Procedure the team knows exactly what the issue is about, and they may appeal the ruling.

3. **Unsportsmanlike Conduct:** This is the only type of deduction that is intended to be disciplinary in nature. An Unsportsmanlike Conduct deduction can be levied against a team for reasons such as the following:
 - a. Intentional, disruptive behavior by a team member, Team Manager or team supporter such as name calling, booing, or arguing.
 - b. Creating loud noises in restricted or quiet performance spaces that could potentially impact another team's Presentation.
 - c. Intentional destructive behavior such as vandalism, or unintentional carelessness that mars or damages the Tournament site, building, personal property or landscape.
 - d. Showing lack of respect for other teams, Tournament Officials, or others attending the Tournament. This includes vulgarity, profanity or the exhibition of questionable taste at any time during the Tournament.
 - e. Unfair or unethical behavior by team members or Team Managers.



- f. Creating an unsafe environment. Examples include the use of equipment or tools in inappropriate areas or under unsuitable conditions and/or presenting Challenge solutions with dangerous components that do not sufficiently safeguard the team, Appraisers, audience, etc.

Unlike other deductions that involve specific scored items, Unsportsmanlike Conduct Deductions are not subtracted from individual *Team Challenge* or *Instant Challenge* elements. Rather, this deduction is taken from the team's **total scaled score**. The amount of the deduction is based on the severity of the inappropriate conduct or action. Infractions of a similar nature should always receive similar deductions.

How to Obtain your Team Challenge Raw Scores

Your Raw Scores are a total of all of the points your team has earned in the *Central Challenge* and *Side Trips*. Approximately thirty minutes after your *Team Challenge* Presentation, your team's Raw Scores for that component of the Tournament should be available for pick up. At most Tournaments, the Head Appraiser posts the membership Names, Team Names, and/or Membership Numbers of the teams whose scores are ready on a large sheet of paper or easel somewhere in the Presentation area. If this is not done, you may approach the Head Appraiser between Presentations to ask if your team's scores are ready.

1. When the scores are ready for pick up, one Team Representative and/or your Team Manager will go to the Head Appraiser or Challenge Master (depending on who is handling this task) to receive these scores. At this time Improv teams (*Chorific!*) will also receive their *StuDlo Supervisor Evaluation Form*.
2. The Head Appraiser or Challenge Master will go over the scores (and *StuDlo* Evaluation Form) with your Team Representative and/or your Team Manager. The Team Rep and the Team Manager may, and should, ask the Head Appraiser/Challenge Master to explain any scores they do not understand. They should make sure that the Head Appraiser also explains any deductions on the score sheet that they do not understand.
3. After picking up your *Team Challenge* Raw Scores, your team will have **thirty minutes** to review the scores and to go back to the Head Appraiser with any questions.
4. If your team feels it has legitimate concerns about a score or deduction on the Raw Score sheet and the Team Manager agrees, members may send ONE Team Representative and the Team Manager back to the Head Appraiser or Challenge Master. You may not discuss scores with any Appraiser except the Head Appraiser or Challenge Master.
5. The Head Appraiser will listen to your Team Representative and, if necessary, he or she will discuss your concerns with the Appraisal Team whose scores are in question. Every attempt will be made to resolve your concerns at this point.
6. Sometimes a team might feel that the Raw Scores were unfairly assessed because of something that went wrong at the site that was not the team's fault. These are called **procedural irregularities** and should be brought to the Head Appraiser's attention.

The Appeals Process

If your Team Representative and/or Team Manager has spoken to the Head Appraiser or Challenge Master about a scoring concern within thirty minutes after receiving the scores and that concern cannot be resolved, the Head Appraiser may recommend that you take your concerns to the Dialogue Team for an independent opinion. This is done in order to ensure fairness to your team and to all the teams competing in your *Team* or *Instant Challenge*. Your team may also request a Dialogue Team if you feel your concerns are not being fairly heard.

1. Items that CAN be sent to the Dialogue team for review:
 - a. Deductions for **Unsportsmanlike Conduct** which might include program or membership violations, safety violations, property damage, inappropriate behavior, etc.
 - b. Deductions for **Interference** by Team Manager, parent or supporter.
 - c. Deductions for an **Illegal Procedure** committed by the team.
 - d. A **Procedural Irregularity** which was not the team's fault, but which the team feels may have impacted its score, such as time being called by mistake before the end of the Challenge Time Limit.
 - e. An **Objective or Zero** score in a *Team Challenge*.
2. Items that CANNOT be sent to the Dialogue Team for review:
 - a. **Subjective scores** (scores that are up to the opinion of the Appraisers).
 - b. **Video recordings** of the team's Presentation.
 - c. Questions or concerns about another team.

The Dialogue Team

1. The Dialogue Team is comprised of three experienced individuals who are very knowledgeable about the program rules and philosophies. These people are usually the **Tournament Director**, the **Challenge Master** for that *Team Challenge* or *Instant Challenge*, and **another knowledgeable and experienced person** such as a Regional Director, a veteran Team Manager, Head Appraiser, or Tournament Official.
2. The Dialogue Team's role is to impartially decide if the Appraisal Team's interpretation of the rule or situation is correct and, if so, whether the score or deduction assessed is appropriate.
 - a. The Dialogue Team may not use videotapes or other recordings of the Challenge solution to make a decision.
 - b. The Dialogue Team will not hear questions involving subjective scoring concerns.
 - c. The Dialogue Team will confer with the Team Manager, or, in the case of the Secondary and University Level teams, ONE Team Representative.

The Dialogue Process

The Dialogue process works as follows:

1. The Head Appraiser/Challenge Master of your *Team Challenge* or *Instant Challenge* will give your team the *Dialogue Team Intervention Form* to fill out. The Head Appraiser or Challenge Master will sign the form, indicating that he/she is unable to resolve the issue, and will note the time of day on the form.
2. From the time your team receives the form, you have **thirty minutes to complete and return the form to the location specified by the Head Appraiser/Challenge Master**. Your Team Manager should help your team fill out the form. For Elementary and Middle Level teams, it is suggested that your Team Manager should represent your team from this point on. Secondary and University Level teams should be represented by one team member.

3. The Dialogue Team may ask to confer with one or more members of the team, the Team Manager, or the Appraisal Team in order to clarify the issue.
4. Your Team Manager/Team Representative is told when and where to return to receive the Dialogue Team's response. Your Team Manager/Team Representative will return to the designated location at the designated time after the Dialogue Team has had a chance to deliberate the concern. **The Dialogue Team's decisions are final.**

The following are possible actions of the Dialogue Team:

1. The Dialogue Team can eliminate the deduction and return the points to the team, if it feels that the deduction was unfairly or incorrectly assessed.
2. The Dialogue Team can reduce the amount of the deduction to the amount that it feels is fair and appropriate in order to keep the playing field Level for all teams.
3. The Dialogue Team can increase the deduction, if it feels the deduction assessed gives the team more points than it has fairly earned.
4. The Dialogue Team can change a score if it feels the score reflects an unfair or incorrect judgment.

Appeals after the Tournament

1. In rare instances significant information comes to light after a Tournament that may impact a team's score. Since the Tournament is over and the Appraisal and the Dialogue teams are no longer together, you should contact the Affiliate Director about the situation. She/He should make every attempt to investigate the situation and ensure that the team was awarded all of the points to which they were entitled. This may include contacting the Challenge Master and members of the Appraisal Team.
2. Once the Affiliate Director has concluded her/his investigation, she/he will make a ruling. This ruling is FINAL and may not be appealed further.
3. Under no circumstances may an Appraiser be contacted by anyone other than the Challenge Master or the Affiliate, Regional, or Tournament Director(s) in regard to a scoring issue following a Tournament. Such an action may result in sanctioning that individual or team.

Awards

In Destination ImagiNation there are awards given that are related to high scores and others that are given because someone noticed something outstanding and special. Some Tournaments give trophies, some give medals, some give certificates—and some even have awards that teams receive just by participating in the Tournament!

Appraisal teams may nominate a team or an individual for an award by filling out an Award Nomination form. The Nomination Forms are read and evaluated by a committee appointed by the Tournament Director. Please note that not all nominations result in Awards.

Rising Stars! Award: For our Rising Stars

The Award:

This award recognizes the courageous, curious and joyous first steps in the journey of life-long learning.

Criteria:

This award is given to all Rising Stars! teams who demonstrate a solution at Tournament.

Spirit of Discovery and Imagination Award (Spirit of DI Award):

For outstanding Spirit, Teamwork, Volunteerism, Sportsmanship

The Award:

From its very beginning, Destination ImagiNation has been a community. The recipients of this award are the ones who go out of their way to help others, making sacrifices not for themselves, but to give something to someone else. We recognize and applaud these members of our community who demonstrate outstanding and extraordinary levels of sportsmanship, volunteerism and spirit, be they Team Managers, Team Members, Officials or other helpful DI friends and volunteers.

Criteria:

This award is given in recognition of those who act as superior role models in the areas of spirit, sportsmanship and volunteerism.

The Renaissance Award

For outstanding Design, Engineering, Execution, Performance

The Award:

On our journey we sometimes encounter exceptional travelers who entertain and enlighten us along the way. The Renaissance Award recognizes those among us who demonstrate extraordinary amounts of effort and preparation in their solutions or outstanding skill in engineering, design or performance. While the destination is creativity, these fellow travelers make the journey itself memorable.

Criteria:

This award is given for outstanding skill in the areas of engineering, design, or performance.

The DaVinci Award:

For Outstanding Creativity

The Award:

The paths we follow on our journeys were once uncharted and unknown—until someone took a bold step in a new direction and paved a way for us to follow. To solve our Challenges imagination, creativity, originality and courage are required. We honor these individuals and teams who most clearly demonstrate that spirit of adventurous risk in their solutions—those who most creatively traveled to reach truly new and unique destinations. The DaVinci Award is named to honor one of humanity's greatest creative thinkers, Leonardo DaVinci.



Criteria:

This award is given for having a unique approach to a solution, for risk taking, and/or for outstanding creativity (not skill or talent).

Place Awards

Each Destination ImagiNation sanctioned Tournament recognizes the top scoring teams that competed in both *Team Challenge* and *Instant Challenge* at each Competition Level. Teams who receive the place awards have earned the top total scaled scores (*Instant Challenge* + *Central Challenge* + *Side Trips*) in their Challenge/Competition Level. Teams are tied when their total scaled scores differ by one point or less. In a multi-team tie, teams are tied when their total scaled scores differ from the leading score for that place by one point or less. Your Tournament will send at least one placed team (1st Place), and sometimes more, to the next level of Tournament, depending on the rules of entry.

Teams in each *Team Challenge*/Competition Level from each Affiliate Finals are invited to participate in the Destination ImagiNation Global Finals Tournament.



Global Finals Tournament

Every year Destination Imagination, Inc. sponsors Global Finals, the world's largest creative problem solving Tournament of its kind. This year Global Finals will be held from **Wednesday, May 21, 2008 (Opening Ceremony) through Saturday, May 24, 2008 (Closing Ceremony) at the University of Tennessee in Knoxville Tennessee.** This past year our Affiliates certified 1100 teams to attend this exciting event from virtually every state in the United States as well as teams from 14 other countries.

As you know, Destination ImagiNation is a process-oriented program designed to teach its participants the art, skills and tools associated with problem solving. If this has been accomplished and/or reinforced by the end of the program year, the mission of the organization has been successfully achieved. Some teams' achievements go well beyond meeting our organization's core mission, however. Through our Tournament structure, some teams distinguish themselves by advancing from their Regional Tournament to their Affiliate Tournament and then to our Global Finals Tournament.

In the event that your team members distinguish themselves in this way and earn the opportunity to attend our d2k.8 Global Finals Tournament, we have prepared the information below to acquaint you with this annual "celebration of creativity!" This past year, over eighteen thousand people attended d2k.7 Global Finals!

Housing and Meal Packages

Destination ImagiNation provides housing and meal packages that provide participants with the best possible opportunities to meet other DI participants from throughout the world. Team members establish bonds of camaraderie with teams from other Affiliates, making friendships that last a lifetime and most certainly become a memorable part of their lives. Accordingly, we encourage all participants and support personnel to stay in Destination ImagiNation, Inc. housing. Housing is comprised of both dormitory rooms as well as local hotels within the Knoxville area, all adjacent to the UT campus and within walking distance to most Tournament venues.

The costs per person listed below cover the cost of registration, lodging, meals, venue site rentals, activities for all participants, on-site shuttle transportation, security credentials, and security staff for all participants and accompanying supporters for the d2k.8 Global Finals Tournament. **All prices are subject to change.**

Package 1A: \$590 Per Person:

Lodging and Meals from Monday May 19 – May 24, 2008

Lodging:	Entrance to all venue sites and activities Monday, Tuesday, Wednesday, Thursday, Friday, Saturday
Meals:	Monday dinner, all meals Tuesday through Saturday & Sunday breakfast

Package 2A: \$540 Per Person:

Lodging and Meals from Tuesday May 20 – May 24, 2008

Lodging:	Entrance to all venue sites and activities Tuesday, Wednesday, Thursday, Friday, Saturday
Meals:	Tuesday dinner, all meals Wednesday through Saturday & Sunday breakfast

Package 3A: \$490 Per Person:
Lodging and Meals from Wednesday May 21 – May 24, 2008

Lodging: Entrance to all venue sites and activities
Wednesday, Thursday, Friday, Saturday

Meals: Wednesday dinner, all meals Thursday through
Saturday & Sunday breakfast

Take a closer look!

We **ENCOURAGE YOU** to visit our website* and familiarize yourself with our Global Finals Tournament by taking a look at our extensive d2k.7 Global Finals information. Within its contents, you will find helpful information about:

- ★ Housing
- ★ UT Housing descriptions
- ★ Transportation
- ★ d2k.7 Photos and candid
- ★ Global Finals events
- ★ Challenge sites
- ★ UT Campus
- ★ and much, much more.

Planning Ahead

By providing this information we hope you will find it helpful in preparation for possible participation in our d2k.8 Global Finals event. We encourage **ALL TEAMS** to consider the associated costs of attending the event in the beginning of the program year so that, should they qualify to take part in this Tournament, an action plan will be in place for the team to move forward. By doing so, we hope to continue the excitement of participation in the Destination ImagiNation program and add to the level of enjoyment experienced by ALL!

Glossary of DI Terms

Central Challenge: The portion of the *Team Challenge* in which your team must develop and expand the theme requirements.

Clarification: A statement that further explains *Team Challenge* requirements, the *Rules of the Road* or *Published Clarifications*.

Competition Level: The competitive or non-competitive Level of a *Team Challenge* that your team will enter to ensure that you are competing with teams of the same age/grade Level. Competition Level is determined by the highest grade Level or by the oldest team member.

Declaration of Independence: The required form that is your team's promise that only the team members who have signed or who are listed on the form worked on any part of the *Team Challenge* solutions.

Deduction: A point assessment that is subtracted from a team's score for an intentional or unintentional rule violation. Deductions can be assessed for Interference, Illegal Procedure or Unsportsmanlike Conduct.

Dialogue Team: A group of three individuals who are knowledgeable about the Destination ImagiNation program rules and philosophies. This team is available to mediate scoring concerns between the team and the Appraisal Team.

Expense Report Form: The required form on which your team lists all of the items in their Presentation and their values.

Illegal Procedure: The deduction that is assessed when a team operates outside the stated rules or intent of the Challenges.

Improv Element: An unknown element given to your team before their Presentation. Your team must improvise with the Element and integrate it into your Presentation on the spot without preparation. It may be a physical object, such as a prop, or a non-physical element, such as a phrase.

Instant Challenge: A component of Destination ImagiNation that involves a Challenge with multiple requirements that your team works together over a very short period of time, usually no more than a few minutes, to solve.

Interference: Creative or physical input from non-team members. It is your team's responsibility to discourage Interference whenever it is offered.

Material Safety Data Sheet (MSDS): Information provided by product manufacturers that shows the items and/or chemicals used are safe and will not cause harm to people or property.

Membership: An application process that registers a team with a unique team number in the Destination Imagination Program and allows that team to compete in sanctioned Tournaments and/or to use the Destination ImagiNation *Team Challenges* and materials for educational demonstrations within your team, school or group. Your team, school or group must hold a current membership in order to use these materials.

Performance-Based: A type of *Instant Challenge* in which your team works together to create and perform a theatrically-oriented solution for the Appraisers which may involve the use of real or imaginary materials and verbal or non-verbal communication.

Procedural Irregularities: Things that go wrong at a Presentation Site that are not the performing team's fault.

Published Clarifications: A Clarification posted on the Destination ImagiNation, Inc. website that either answers a general question regarding a *Team Challenge* or *the Rules of the Road* that has been asked by many teams, or that explains an issue about which every team should be aware. It is the responsibility of your team to keep up with the *Published Clarifications*.

Raw Scores: Reported scores that are exactly as they have been assigned by the Appraisers.

Rising Stars! : A program developed and designed especially for 4-7 year olds (pre-kindergarten to 2nd grade) that fosters creative problem solving skills. The *Rising Stars! Team Challenge* is designed to be non-competitive and is not subject to the rules and regulations of the competitive teams.

Scaled Scores: Raw Scores that are adjusted proportionately in each of the scored sections to reflect each team's total score.

Side Trips: The portion of the *Team Challenge* in which your team demonstrates Specialties that showcase your team's interests, talents, strengths and/or skills.

Site-Specific Restriction: A restriction placed on teams using a particular Tournament site or Presentation Site that supersedes Destination ImagiNation guidelines or Clarifications.

Task-Based: A type of *Instant Challenge* in which your team works together to move, build, change, or protect materials you are given by the Appraisers in order to complete a task.

Team Budget: The assigned Expense Limit noted in each *Team Challenge*. The Team Budget is the amount your team or any other team would have to spend in order to recreate your solution exactly as your team will present it to Appraisers at the Tournament.

Team Challenges: A component of Destination ImagiNation that involves a Challenge with multiple requirements that your team works together over an extended period of time to solve. The *Team Challenge* is comprised of the *Central Challenge* plus the *Side Trips*.

Team Clarification: An answer to a specific team-generated question. The question and answer will not be shared with any other team.

Team Identification Sign: A freestanding Identification Sign that is approximately 2ft. x 3ft. (0.6m x 0.9m) that tells Appraisers your Team Name, membership name, Team Number and Competition Level. This sign will be displayed during your *Team Challenge* Presentation.

Team Manager of Record: The person in charge of meetings, planning, team registration, Tournament logistics and team safety who is 18 years or older.

Tie: When two or more teams' final scaled scores are one point or fewer apart, a tie is declared.

Unsportsmanlike Conduct: A deduction that is assessed for inappropriate conduct or action at a Tournament that includes intentional, disruptive behavior; creating loud noises in restricted or quiet performance spaces; intentional destructive behavior such as vandalism, or unintentional carelessness that mars or damages the Tournament site, building, personal property or landscape; showing lack of respect for other teams, Tournament officials, or others attending the Tournament; unfair or unethical behavior by team members or Team Managers. Unsportsmanlike Conduct points are deducted from the team's total scaled score.

Expense Report

YOUR TEAM MUST FILL OUT AND BRING ONE COPY OF THIS FORM TO EACH TOURNAMENT.

Membership Name & Team Name _____

Team Number: _____ - _____ Level: EL ML SL UL

Team Challenge _____

Every item used in your team's Presentation must be listed here. You should write the word 'Exempt' on the amount line if it is an exempt item. Lists of Exempt items and information about filling out this form can be found in *Rules of the Road*.

Clothing Items

_____	\$ _____
_____	\$ _____
_____	\$ _____
_____	\$ _____
_____	\$ _____
_____	\$ _____
_____	\$ _____
_____	\$ _____
_____	\$ _____
_____	\$ _____
_____	\$ _____
_____	\$ _____
_____	\$ _____
_____	\$ _____
_____	\$ _____

Scenery/Equipment

_____	\$ _____
_____	\$ _____
_____	\$ _____
_____	\$ _____
_____	\$ _____
_____	\$ _____
_____	\$ _____
_____	\$ _____
_____	\$ _____
_____	\$ _____
_____	\$ _____
_____	\$ _____
_____	\$ _____
_____	\$ _____
_____	\$ _____

Prop Items

_____	\$ _____
_____	\$ _____
_____	\$ _____
_____	\$ _____
_____	\$ _____
_____	\$ _____
_____	\$ _____
_____	\$ _____
_____	\$ _____
_____	\$ _____
_____	\$ _____
_____	\$ _____
_____	\$ _____
_____	\$ _____
_____	\$ _____

Common Supplies

_____	\$ _____
_____	\$ _____
_____	\$ _____
_____	\$ _____
_____	\$ _____
_____	\$ _____
_____	\$ _____
_____	\$ _____
_____	\$ _____
_____	\$ _____
_____	\$ _____
_____	\$ _____

Total \$ _____

Miscellaneous supplies used in construction of the *Team Challenge Solution*

Trash Supplies Used

Total Value of the Team Challenge Solution

\$ _____

Declaration of Independence

YOUR TEAM MUST BRING TWO COPIES OF THIS FORM TO EACH TOURNAMENT.

Membership Name & Team Name _____

Team Number: _____ - _____ Level: EL ML SL UL

Team Challenge _____

Sponsoring School/Organization (if not 1-Team Pak membership): _____

Please print and sign names of all team members participating in today's Presentation. Team members who contributed to the solution but who are unable to attend today's performance should also be listed. (Their signature is not necessary.) Please note the reason for their absence on the signature line.

1. Name: _____ Grade/Age: _____

Signature: _____

2. Name: _____ Grade/Age: _____

Signature: _____

3. Name: _____ Grade/Age: _____

Signature: _____

4. Name: _____ Grade/Age: _____

Signature: _____

5. Name: _____ Grade/Age: _____

Signature: _____

6. Name: _____ Grade/Age: _____

Signature: _____

7. Name: _____ Grade/Age: _____

Signature: _____

Please circle **True** or **False** for each statement below. If you answered **False** to any statement, please explain in the space provided below. A deduction may need to be assessed in order to be fair to teams that did not receive help.

TRUE FALSE We understand the rules of Interference.

TRUE FALSE The research, ideas, and solutions for our *Team Challenge* Presentation are those of ONLY the team members signed or listed above.

TRUE FALSE All team members who worked on our *Team Challenge* solution are listed above.

TRUE FALSE **Please do not circle until you arrive at Instant Challenge.** We do not know anything about the *Instant Challenge* we will be given at the Tournament.

To the best of my/our knowledge, the above statements are true. In addition, I/we certify that all elements of this team's solution, including chemicals, will be handled and used safely and not cause harm to individuals or the facility.

Team Manager Signature

Date

Team Manager Signature

Date

2007-08 Clarification Form

This form is for mail only. Faxed requests **will not** receive a response. Use a separate form for **each question**. All information must be filled out to receive a response. Send with stamped, self addressed envelope to:
Challenge Clarification, Destination ImagiNation, Inc., P.O. Box 547, Glassboro, NJ 08028-0547 USA

CHALLENGE CLARIFICATION DEADLINE: FEBRUARY 15, 2008

Membership Name: _____ Team Number: _____

Person asking the question: _____

Mailing Address: _____

City, State/Province/Postal code: _____ Country: _____

Home Phone: _____ E-mail Address: _____

Challenge Name: _____ Level: EL ML SL UL Today's Date: ___/___/___

1. Only **ONE** question may be asked on each form.
2. Questions must be typed or, if hand written, be in black ink and be legible.
3. Original forms or drawings may be sent on a separate sheet, **but will not be returned.**
4. **DO NOT** write on the back of this form.

QUESTION

You must read and check this area to receive an answer:

_____ We have read the *Team Challenge, Rules of the Road*, and all *Published Clarifications*.

_____ We understand that our team may only ask **a total of 10 clarification questions** for this competition year.

AREA BELOW FOR REPLY ONLY --- DO NOT WRITE IN THIS AREA

Index

1-Team Pak Membership 7
5-Team Pak Membership 7

A

AC Power 18
Acquiring Materials 15, 19, 21
AC Voltage 23
Adjusted Scores 42
Animals 23
Appeals Process 37
Appraisers and food items 17
Assessment 4
Assistant Team Managers 10, 28, 32
Audible timing devices 17
Awards 38

B

Batteries 20, 23, 26

C

Cancellation Policy 9
Central Challenge 5, 34, 36, 41
Chill Out Area 33
Chorific 10, 16, 17, 18, 19, 30, 31, 36
Clarification 25, 41
Clarification deadline 25
Clarification Form 26, 46
Clothing 19
Common Supplies 20
Competition Levels 9, 10, 41
Conduct 33
Copyright 24, 25
Creative Problem Solving 4

D

DaVinci Award 39
DC Voltage 23
Declaration of Independence 17, 24, 41
Declaration of Independence Form 45
Deduction 16, 17, 22, 28, 29, 35, 37, 38, 41
Dialogue Team 36, 37, 41
Dialogue Team Intervention Form 37
Disqualify 28, 29, 32
Dry Ice 23

E

Educational Goals 4
Electricity 23
Electronic devices 28, 29
Exempt from cost 18, 19
Expense Report 19, 21, 35
Expense Report Form 41, 44

F

Fire 23
Firearms 24
Fog machines 23
Foot coverings 22

G

Global Finals 28, 33, 40
Ground-Fault Interrupter (GFI) 20, 23
Guest Participants 8
Guns 24

H

Helium 22

I

Illegal Procedure 35, 37, 41
Improv Element 18, 42
Improvisation 18
Instant Challenge 5, 27, 29, 30, 32, 33, 34, 41
Instant Challenge Master 28, 29
Interference 10, 14, 17, 24, 28, 35, 37, 42
International Challenge Masters 25

L

Lasers 22
Launch Area 31
Lights 22
Logo 24

M

Material Safety Data Sheet (MSDS) 24, 42
Membership 7, 24, 30, 36, 42
Membership Number 8
Methods 4
multiple intelligence 5, 6

N

Non-Competitive 10, 11

O

Objective Scores 33, 37

P

Parody 25
Performance-Based 27, 42
Place Awards 39
Precedence 26
Prep Area Appraiser 7, 30
Presentation Site 18, 20, 22, 30, 31, 42
Procedural Irregularities 36, 42
Profanity 33
Program Rules 9
Promise 32
Published Clarifications 25, 42

R

Rate of exchange, US Dollar 19
Raw Scores 32, 34, 36, 42
Registration procedures 7, 30
Renaissance Award 39
Reuse of items 16, 21
Rising Stars!® 5, 42
Rising Stars!® Award 5, 11, 42

S

Safety 20, 22, 24
Safety Gear 22
Safety Guidelines 22
Sales tax 21
Scaled Scores 34
Shipping 21
Side Trips 5, 34, 36, 42
Site-Specific Restriction 22, 23, 24, 42
Spirit of DI Award 39
Standard doorway 30
StuDlo 30
StuDlo Check-In 30, 31
Subjective Scores 33, 37
Superseding rules 26

T

Task-Based 27, 42
Team Budget 19, 42
Team Challenge 5, 12, 30, 31, 32, 33, 34, 36, 43
Team Clarifications 25, 43
Team Formation 8, 9
Team Identification Sign 18, 43
Team Manager 10, 17, 24, 27, 29, 30, 31, 35, 36
Team Manager of Record 10, 43
Team Members 9
Team Name 7, 18
Team Number 8, 18
Tie 29, 35, 39, 43
Time Limit 18, 31, 37
Timing devices 28
Trademarks 24
Trash 20, 21

U

Unsportsmanlike Conduct 18, 33, 35, 37, 43
Upgrading Team Paks 8
Use of audio and video technology 17

V

Video recordings 37
videotape 29
Violence 24

W

Weapons 24

Z

Zero Scores 34